



**EMISSIONS RELATED RECALL**

Global Recall Action  
Number: D101

Subject:  <b>Plug-in Hybrid Electric Vehicle (PHEV) High Voltage (HV) Battery Capacity - Replace 2 - 8S Modules</b>	Publication No.: D101
	Model: Range Rover (LK)
	Model Year: 2024 - 2025
	Model: Range Rover Sport (L1)
	Model Year: 2025
	Date of Issue: 21 May 2026

<b>To:</b>	All National Sales Companies (NSCs), importers, retailers and authorized repairers.
<b>For the Attention of:</b>	The approved JLR retailer / authorized repairer.
<b>Important:</b>	NOTE: The information in this campaign is intended for use by professional technicians. If you are not a JLR retailer / authorized repairer, do not assume that a condition described affects a specific vehicle. Contact an authorized JLR retailer / authorized repairer to determine if this campaign applies to a specific vehicle.

**FOR THE ATTENTION OF ALL:**

**DESCRIPTION OF ISSUE AND THE EFFECT ON VEHICLE OPERATION**

A concern has been identified on certain 2024 model year to 2025 model year Range Rover and 2025 model year Range Rover Sport [Plug-in Hybrid Electric Vehicle \(PHEV\)](#) vehicles where, due to inadequate penetration of welding between the cells, the battery's capacity and therefore the vehicle's electric range may be depleted below the design intent condition.

A below-specification electric range will not meet the as-certified value for the vehicle and is therefore non-compliant to emissions legislation.

**ACTION TO BE TAKEN**

JLR has taken the decision to recall affected vehicles to repair the vehicle.

Following procedures appropriate to your market and as required by local legislation, owners of affected vehicles must be contacted requesting that the owner contact their nearest JLR retailer / authorized repairer as soon as possible to arrange for the repair to be

completed. The National Sales Company (NSC), Importer, Regional Office or Government agency will contact the customers. If you have any questions about this process, contact your NSC / Importer or Regional Office for more information.

Check the JLR Warranty Portal to make sure affected vehicles are correctly identified prior to starting this campaign. The Warranty Portal will be updated to reflect only those vehicles affected.

JLR retailer / authorized repairers are reminded that they must not sell vehicles identified as affected by this campaign until such time as the repair has been successfully completed.

An owner may indicate that a repair has already been completed for this concern, in which case the full cost of the repair should be reimbursed. Refer to the warranty section of this campaign for details of the Customer Reimbursement and Related Damage Process. At the time of confirming a booking for a vehicle repair, make sure you check the Warranty Portal to confirm if there are any other outstanding campaigns, to make sure the correct parts are available and adequate workshop time is allocated for repairs to be completed in one visit.

For information purposes, a Technical Question and Answer document is attached.



**The following applies to:**  
[NORTH AMERICA]

**FOR THE ATTENTION OF NORTH AMERICAN TERRITORIES ONLY:**



**The following applies to:**  
[NORTH AMERICA]

Visit the British Brands Sales Suite (BBSS) website for a list of affected vehicles at your JLR retailer / authorized repairer. Unsold vehicles must be repaired prior to handover of the vehicle for retail sale.

Yours faithfully

Steve Oldham

Global Customer Care Quality Director

## VEHICLE INFORMATION

**- D101**

Check the table below, only replace the module listed against the [Vehicle Identification Number \(VIN\)](#).

<a href="#">VIN</a>	Module Serial Number	Module Serial Number
SAL1A2B48SA432581	M9Z3-10F700-CE-1040-24249120290	M9Z3-10F700-CE-1040-24249120346
SAL1A2B43SA432813	M9Z3-10F700-CE-1040-24250120075	M9Z3-10F700-CE-1040-24250120079
SAL1A2B44SA432917	M9Z3-10F700-CE-1040-24250110332	M9Z3-10F700-CE-1040-24250110700
SAL1A2B42SA433015	M9Z3-10F700-CE-1040-24249110846	M9Z3-10F700-CE-1040-24249121447
SAL1A2B46SA433101	M9Z3-10F700-CE-1040-24253110094	M9Z3-10F700-CE-1040-24253110427
SAL1A2B4XSA435918	M9Z3-10F700-CE-1040-24264120009	M9Z3-10F700-CE-1040-24264120012
SAL1A2B43SA441737	M9Z3-10F700-CE-1040-24290121081	M9Z3-10F700-CE-1040-24290121088
SAL1A2B45SA444980	M9Z3-10F700-CE-1040-24309120862	M9Z3-10F700-CE-1040-24309120890
SAL1A2A42SA445117	M9Z3-10F700-CE-1040-24310120412	M9Z3-10F700-CE-1040-24310120413
SAL1A2A40SA445228	M9Z3-10F700-CE-1040-24310120186	M9Z3-10F700-CE-1040-24310120187
SAL1A2B43SA445237	M9Z3-10F700-CE-1040-24310120390	M9Z3-10F700-CE-1040-24310120391
SAL1A2B42SA445245	M9Z3-10F700-CE-1040-24310120411	M9Z3-10F700-CE-1040-24310120416
SAL1A2B41SA445267	M9Z3-10F700-CE-1040-24310120414	M9Z3-10F700-CE-1040-24310120418
SAL1L9E44SA445391	M9Z3-10F700-CE-1040-24310120434	M9Z3-10F700-CE-1040-24310120438
SAL1A2B41SA445415	M9Z3-10F700-CE-1040-24310120321	M9Z3-10F700-CE-1040-24310120440
SAL1A2B48SA445444	M9Z3-10F700-CE-1040-24310120207	M9Z3-10F700-CE-1040-24310120208
SAL1L9E45SA445450	M9Z3-10F700-CE-1040-24310120322	M9Z3-10F700-CE-1040-24310120334
SAL1A2B43SA445481	M9Z3-10F700-CE-1040-24310120151	M9Z3-10F700-CE-1040-24310120154
SAL1A2A42SA445490	M9Z3-10F700-CE-1040-24310120147	M9Z3-10F700-CE-1040-24310120158
SAL1A2B4XSA445512	M9Z3-10F700-CE-1040-24310120044	M9Z3-10F700-CE-1040-24310120063
SAL1A2A47SA445548	M9Z3-10F700-CE-1040-24310120241	M9Z3-10F700-CE-1040-24310120242
SAL1A2B44SA445604	M9Z3-10F700-CE-1040-24310120240	M9Z3-10F700-CE-1040-24310120262
SAL1A2A41SA445612	M9Z3-10F700-CE-1040-24310120020	M9Z3-10F700-CE-1040-24310120022
SAL1A2A43SA445689	M9Z3-10F700-CE-1040-24311110492	M9Z3-10F700-CE-1040-24311110499
SAL1A2B4XSA447941	M9Z3-10F700-CE-1040-24323110122	M9Z3-10F700-CE-1040-24323110152
SAL1A2B46SA458645	M9Z3-10F700-CE-1040-24354121010	M9Z3-10F700-CE-1040-24354121011

VIN	Module Serial Number	Module Serial Number
SAL1A2B42SA458755	M9Z3-10F700-CE-1040-24355120241	M9Z3-10F700-CE-1040-24355120247
SAL1L9E49SA459089	M9Z3-10F700-CE-1040-25003110694	M9Z3-10F700-CE-1040-25003110709
SAL1L9E41SA459409	M9Z3-10F700-CE-1040-24355120242	M9Z3-10F700-CE-1040-24355120244
SAL1A2A47SA469753	M9Z3-10F700-CE-1040-25035120382	M9Z3-10F700-CE-1040-25037120714
SAL1A2B47SA479925	M9Z3-10F700-CE-1040-25082110085	M9Z3-10F700-CE-1040-25082110086
SALK19F43RA253429	M9Z3-10F700-CE-1040-24170110561	M9Z3-10F700-CE-1040-24170110562
SALKA9B49SA271624	M9Z3-10F700-CE-1040-24261120152	M9Z3-10F700-CE-1040-24261120174
SALKP9F41SA277636	M9Z3-10F700-CE-1040-24278110010	M9Z3-10F700-CE-1040-24278110016
SALKP9F45SA277994	M9Z3-10F700-CE-1040-24284120152	M9Z3-10F700-CE-1040-24284120184
SALKP9F40SA283329	M9Z3-10F700-CE-1040-24309120662	M9Z3-10F700-CE-1040-24309120807
SALKP9F42SA283753	M9Z3-10F700-CE-1040-24310110468	M9Z3-10F700-CE-1040-24310120037
SALK19F45SA285885	M9Z3-10F700-CE-1040-24310110467	M9Z3-10F700-CE-1040-24310120130
SALKP9F49SA303044	M9Z3-10F700-CE-1040-25042110725	M9Z3-10F700-CE-1040-25038120121

## Parts Information

The parts below must be ordered through JLR in the normal manner.

### NOTE:

\*An allowance of £5.00 Sterling has been allocated to locally source the coolant.

Description	Part Number / Sundry code	Qty / Value (£)
Sealant	LR166068	2
Battery Electrical Module (BEM) bracket	LR177956	1
Pad-foam	LR180044	1
Tape	LR178962	2
BEM to battery adhesive pad	LR179498	2
BEM to bracket adhesive pad	LR178961	1
Middle front tape	431000005	2
Middle rear tape	431000003	2
High voltage battery coated lid	LR182374	1
150mm foam pad	LR190035	4
180mm foam pad	LR190034	8

Description	Part Number / Sundry code	Qty / Value (£)
Nuts	LR166513	8
Bus bar	431123459	2
Module to <a href="#">BEM</a> adhesive pad	LR179495	2
Module 6 to module 5 bus bar	LR165528	2
Adhesive pad left	LR179494	4
Adhesive pad rear	LR179493	2
<a href="#">Plug-in Hybrid Electric Vehicle (PHEV)</a> battery module	LR166066	2
Retainer	LR165498	6
Coolant	*ZZZ999	£5.00

**North America ONLY****NOTES:**

- An allowance of \$0.50 USD for the authorized modification label has been provided and must be claimed using code ZZZ999.
- \*\* Order quantity of '1-25' will ship as 1 pack of 25 labels.
- \*\*\* Order quantity of '1' is 1 pack of 25 certificates.

Description	Part Number	Qty
Authorized modification label	LRN0002LABEL	1**
CA vehicle emission recall - Proof of correction certificate (California-registered vehicles only)	JLM21849	1***

**SROs**

Description	SRO	Time
Module 1 and module 5 - Inspect and renew	99.03.74	6.9
Module 1 and module 5 - Inspect and renew - Safety accompanying person	99.03.74.33	1.3
Module 1 and module 6 - Inspect and renew	99.03.75	6.9
Module 1 and module 6 - Inspect and renew - Safety accompanying person	99.03.75.33	1.3
Module 1 and module 7 - Inspect and renew	99.03.76	7.3
Module 1 and module 7 - Inspect and renew - Safety accompanying person	99.03.76.33	1.7
Module 5 and module 6 - Inspect and renew	99.03.77	6.8
Module 5 and module 6 - Inspect and renew - Safety accompanying person	99.03.77.33	1.2
Module 5 and module 7 - Inspect and renew	99.03.78	7.3

Description	SRO	Time
Module 5 and module 7 - Inspect and renew - Safety accompanying person	99.03.78.33	1.8
Module 6 and module 7 - Inspect and renew	99.03.79	7.3
Module 6 and module 7 - Inspect and renew - Safety accompanying person	99.03.79.33	1.7
Hybrid / <a href="#">Electric Vehicle (EV)</a> battery handling storage	01.01.43	0.3
Power down / up - Additional person	01.01.61.33	0.2
Permit to work	01.01.59	0.1
<a href="#">PHEV</a> battery cover - Renew - Safety accompanying person	15.01.06.33	0.9
Drive in / drive out	02.02.02	0.2

**NOTE:**

Repair procedures are under constant review, and therefore times are subject to change; those quoted here must be taken as guidance only. Always refer to TOPIx to obtain the latest repair time.

**Warranty Information**

Warranty claims must be submitted quoting program code D101 with the relevant option code from the table below. As option codes are used there is no requirement for you to enter SROs or parts, these are included for information only.

Program	Option	Description	SRO	Time	Part Number	Quantity
D101	A	Module 1 and module 5 - Inspect and renew	99.03.74	6.9	LR166068	2
			99.03.74.33	1.3	LR177956	1
			01.01.43	0.3	LR180044	1
			01.01.61.33	0.2	LR178962	2
			01.01.59	0.1	LR179498	2
			15.01.06.33	0.9	LR178961	1
					431000005	2
					431000003	2
					LR182374	1
					LR190035	4
					LR190034	8
					LR166513	8
					431123459	2
					LR179495	2
					LR165528	2
					LR179494	4
					LR179493	2
		LR166066	2			
		LR165498	6			
		ZZZ999	£5.00			
D101	B	Module 1 and module 5 - Inspect and renew Drive in / drive out	99.03.74	6.9	LR166068	2
			99.03.74.33	1.3	LR177956	1
			01.01.43	0.3	LR180044	1
			01.01.61.33	0.2	LR178962	2
			01.01.59	0.1	LR179498	2

Program	Option	Description	SRO	Time	Part Number	Quantity
			15.01.06.33	0.9	LR178961	1
			02.02.02	0.2	431000005	2
					431000003	2
					LR182374	1
					LR190035	4
					LR190034	8
					LR166513	8
					431123459	2
					LR179495	2
					LR165528	2
					LR179494	4
					LR179493	2
					LR166066	2
					LR165498	6
					ZZZ999	£5.00
D101	C	Module 1 and module 5 - Inspect and renew <b>including label / certificate</b>	99.03.74	6.9	LR166068	2
			99.03.74.33	1.3	LR177956	1
			01.01.43	0.3	LR180044	1
			01.01.61.33	0.2	LR178962	2
			01.01.59	0.1	LR179498	2
			15.01.06.33	0.9	LR178961	1
					431000005	2
					431000003	2
					LR182374	1
					LR190035	4
					LR190034	8
					LR166513	8
					431123459	2
					LR179495	2
					LR165528	2
					LR179494	4
					LR179493	2
					LR166066	2
					LR165498	6
					ZZZ999	£5.00
					ZZZ001	\$0.50
D101	D	Module 1 and module 5 - Inspect and renew <b>including label / certificate</b> Drive in / drive out	99.03.74	6.9	LR166068	2
			99.03.74.33	1.3	LR177956	1
			01.01.43	0.3	LR180044	1
			01.01.61.33	0.2	LR178962	2
			01.01.59	0.1	LR179498	2
			15.01.06.33	0.9	LR178961	1
			02.02.02	0.2	431000005	2
					431000003	2
					LR182374	1
					LR190035	4
					LR190034	8
					LR166513	8
					431123459	2
					LR179495	2
					LR165528	2
					LR179494	4
					LR179493	2
					LR166066	2

Program	Option	Description	SRO	Time	Part Number	Quantity
					LR165498	6
					ZZZ999	£5.00
					ZZZ001	\$0.50
D101	E	Module 1 and module 6 - Inspect and renew	99.03.75	6.9	LR166068	2
			99.03.75.33	1.3	LR177956	1
			01.01.43	0.3	LR180044	1
			01.01.61.33	0.2	LR178962	2
			01.01.59	0.1	LR179498	2
			15.01.06.33	0.9	LR178961	1
					431000005	2
					431000003	2
					LR182374	1
					LR190035	4
					LR190034	8
					LR166513	8
					431123459	2
					LR179495	2
					LR165528	2
					LR179494	4
					LR179493	2
					LR166066	2
					LR165498	6
					ZZZ999	£5.00
D101	F	Module 1 and module 6 - Inspect and renew Drive in / drive out	99.03.75	6.9	LR166068	2
			99.03.75.33	1.3	LR177956	1
			01.01.43	0.3	LR180044	1
			01.01.61.33	0.2	LR178962	2
			01.01.59	0.1	LR179498	2
			15.01.06.33	0.9	LR178961	1
			02.02.02	0.2	431000005	2
					431000003	2
					LR182374	1
					LR190035	4
					LR190034	8
					LR166513	8
					431123459	2
					LR179495	2
					LR165528	2
					LR179494	4
					LR179493	2
					LR166066	2
					LR165498	6
					ZZZ999	£5.00
D101	G	Module 1 and module 6 - Inspect and renew <b>including label / certificate</b>	99.03.75	6.9	LR166068	2
			99.03.75.33	1.3	LR177956	1
			01.01.43	0.3	LR180044	1
			01.01.61.33	0.2	LR178962	2
			01.01.59	0.1	LR179498	2
			15.01.06.33	0.9	LR178961	1
					431000005	2
					431000003	2
					LR182374	1
					LR190035	4

Program	Option	Description	SRO	Time	Part Number	Quantity
					LR190034	8
					LR166513	8
					431123459	2
					LR179495	2
					LR165528	2
					LR179494	4
					LR179493	2
					LR166066	2
					LR165498	6
					ZZZ999	£5.00
					ZZZ001	\$0.50
D101	H	Module 1 and module 6 - Inspect and renew <b>including label / certificate</b> Drive in / drive out	99.03.75	6.9	LR166068	2
			99.03.75.33	1.3	LR177956	1
			01.01.43	0.3	LR180044	1
			01.01.61.33	0.2	LR178962	2
			01.01.59	0.1	LR179498	2
			15.01.06.33	0.9	LR178961	1
			02.02.02	0.2	431000005	2
					431000003	2
					LR182374	1
					LR190035	4
					LR190034	8
					LR166513	8
					431123459	2
					LR179495	2
					LR165528	2
					LR179494	4
					LR179493	2
					LR166066	2
					LR165498	6
					ZZZ999	£5.00
					ZZZ001	\$0.50
D101	J	Module 1 and module 7 - Inspect and renew	99.03.76	7.3	LR166068	2
			99.03.76.33	1.7	LR177956	1
			01.01.43	0.3	LR180044	1
			01.01.61.33	0.2	LR178962	2
			01.01.59	0.1	LR179498	2
			15.01.06.33	0.9	LR178961	1
					431000005	2
					431000003	2
					LR182374	1
					LR190035	4
					LR190034	8
					LR166513	8
					431123459	2
					LR179495	2
					LR165528	2
					LR179494	4
					LR179493	2
					LR166066	2
					LR165498	6
					ZZZ999	£5.00

Program	Option	Description	SRO	Time	Part Number	Quantity
D101	K	Module 1 and module 7 - Inspect and renew Drive in / drive out	99.03.76	7.3	LR166068	2
			99.03.76.33	1.7	LR177956	1
			01.01.43	0.3	LR180044	1
			01.01.61.33	0.2	LR178962	2
			01.01.59	0.1	LR179498	2
			15.01.06.33	0.9	LR178961	1
			02.02.02	0.2	431000005	2
					431000003	2
					LR182374	1
					LR190035	4
					LR190034	8
					LR166513	8
					431123459	2
					LR179495	2
					LR165528	2
					LR179494	4
					LR179493	2
		LR166066	2			
		LR165498	6			
		ZZZ999	£5.00			
D101	L	Module 1 and module 7 - Inspect and renew <b>including label / certificate</b>	99.03.76	7.3	LR166068	2
			99.03.76.33	1.7	LR177956	1
			01.01.43	0.3	LR180044	1
			01.01.61.33	0.2	LR178962	2
			01.01.59	0.1	LR179498	2
			15.01.06.33	0.9	LR178961	1
					431000005	2
					431000003	2
					LR182374	1
					LR190035	4
					LR190034	8
					LR166513	8
					431123459	2
					LR179495	2
					LR165528	2
					LR179494	4
					LR179493	2
		LR166066	2			
		LR165498	6			
		ZZZ999	£5.00			
		ZZZ001	\$0.50			
D101	M	Module 1 and module 7 - Inspect and renew <b>including label / certificate</b> Drive in / drive out	99.03.76	7.3	LR166068	2
			99.03.76.33	1.7	LR177956	1
			01.01.43	0.3	LR180044	1
			01.01.61.33	0.2	LR178962	2
			01.01.59	0.1	LR179498	2
			15.01.06.33	0.9	LR178961	1
			02.02.02	0.2	431000005	2
					431000003	2
					LR182374	1
					LR190035	4
					LR190034	8
		LR166513	8			

Program	Option	Description	SRO	Time	Part Number	Quantity
					431123459	2
					LR179495	2
					LR165528	2
					LR179494	4
					LR179493	2
					LR166066	2
					LR165498	6
					ZZZ999	£5.00
					ZZZ001	\$0.50
D101	N	Module 5 and module 6 - Inspect and renew	99.03.77	6.8	LR166068	2
			99.03.77.33	1.2	LR177956	1
			01.01.43	0.3	LR180044	1
			01.01.61.33	0.2	LR178962	2
			01.01.59	0.1	LR179498	2
			15.01.06.33	0.9	LR178961	1
					431000005	2
					431000003	2
					LR182374	1
					LR190035	4
					LR190034	8
					LR166513	8
					431123459	2
					LR179495	2
					LR165528	2
					LR179494	4
					LR179493	2
					LR166066	2
					LR165498	6
					ZZZ999	£5.00
D101	P	Module 5 and module 6 - Inspect and renew Drive in / drive out	99.03.77	6.8	LR166068	2
			99.03.77.33	1.2	LR177956	1
			01.01.43	0.3	LR180044	1
			01.01.61.33	0.2	LR178962	2
			01.01.59	0.1	LR179498	2
			15.01.06.33	0.9	LR178961	1
			02.02.02	0.2	431000005	2
					431000003	2
					LR182374	1
					LR190035	4
					LR190034	8
					LR166513	8
					431123459	2
					LR179495	2
					LR165528	2
					LR179494	4
					LR179493	2
					LR166066	2
					LR165498	6
					ZZZ999	£5.00
D101	R	Module 5 and module 6 - Inspect and renew <b>including label / certificate</b>	99.03.77	6.8	LR166068	2
			99.03.77.33	1.2	LR177956	1
			01.01.43	0.3	LR180044	1
			01.01.61.33	0.2	LR178962	2

Program	Option	Description	SRO	Time	Part Number	Quantity
			01.01.59 15.01.06.33	0.1 0.9	LR179498 LR178961 431000005 431000003 LR182374 LR190035 LR190034 LR166513 431123459 LR179495 LR165528 LR179494 LR179493 LR166066 LR165498 ZZZ999 ZZZ001	2 1 2 2 1 4 8 8 2 2 2 4 2 2 2 6 £5.00 \$0.50
D101	S	Module 5 and module 6 - Inspect and renew <b>including label / certificate</b> Drive in / drive out	99.03.77 99.03.77.33 01.01.43 01.01.61.33 01.01.59 15.01.06.33 02.02.02	6.8 1.2 0.3 0.2 0.1 0.9 0.2	LR166068 LR177956 LR180044 LR178962 LR179498 LR178961 431000005 431000003 LR182374 LR190035 LR190034 LR166513 431123459 LR179495 LR165528 LR179494 LR179493 LR166066 LR165498 ZZZ999 ZZZ001	2 1 1 2 2 1 2 2 1 4 8 8 2 2 2 4 2 2 2 6 £5.00 \$0.50
D101	T	Module 5 and module 7 - Inspect and renew	99.03.78 99.03.78.33 01.01.43 01.01.61.33 01.01.59 15.01.06.33	7.3 1.8 0.3 0.2 0.1 0.9	LR166068 LR177956 LR180044 LR178962 LR179498 LR178961 431000005 431000003 LR182374 LR190035 LR190034 LR166513 431123459 LR179495 LR165528 LR179494	2 1 1 2 2 1 2 2 1 4 8 8 2 2 2 4

Program	Option	Description	SRO	Time	Part Number	Quantity
					LR179493	2
					LR166066	2
					LR165498	6
					ZZZ999	£5.00
D101	U	Module 5 and module 7 - Inspect and renew Drive in / drive out	99.03.78	7.3	LR166068	2
			99.03.78.33	1.8	LR177956	1
			01.01.43	0.3	LR180044	1
			01.01.61.33	0.2	LR178962	2
			01.01.59	0.1	LR179498	2
			15.01.06.33	0.9	LR178961	1
			02.02.02	0.2	431000005	2
					431000003	2
					LR182374	1
					LR190035	4
					LR190034	8
					LR166513	8
					431123459	2
					LR179495	2
					LR165528	2
					LR179494	4
					LR179493	2
					LR166066	2
					LR165498	6
					ZZZ999	£5.00
D101	V	Module 5 and module 7 - Inspect and renew <b>including label / certificate</b>	99.03.78	7.3	LR166068	2
			99.03.78.33	1.8	LR177956	1
			01.01.43	0.3	LR180044	1
			01.01.61.33	0.2	LR178962	2
			01.01.59	0.1	LR179498	2
			15.01.06.33	0.9	LR178961	1
					431000005	2
					431000003	2
					LR182374	1
					LR190035	4
					LR190034	8
					LR166513	8
					431123459	2
					LR179495	2
					LR165528	2
					LR179494	4
					LR179493	2
					LR166066	2
					LR165498	6
					ZZZ999	£5.00
					ZZZ001	\$0.50
D101	W	Module 5 and module 7 - Inspect and renew <b>including label / certificate</b> Drive in / drive out	99.03.78	7.3	LR166068	2
			99.03.78.33	1.8	LR177956	1
			01.01.43	0.3	LR180044	1
			01.01.61.33	0.2	LR178962	2
			01.01.59	0.1	LR179498	2
			15.01.06.33	0.9	LR178961	1
			02.02.02	0.2	431000005	2
					431000003	2

Program	Option	Description	SRO	Time	Part Number	Quantity
					LR182374 LR190035 LR190034 LR166513 431123459 LR179495 LR165528 LR179494 LR179493 LR166066 LR165498 ZZZ999 ZZZ001	1 4 8 8 2 2 2 4 2 2 6 £5.00 \$0.50
D101	X	Module 6 and module 7 - Inspect and renew	99.03.79 99.03.79.33 01.01.43 01.01.61.33 01.01.59 15.01.06.33	7.3 1.7 0.3 0.2 0.1 0.9	LR166068 LR177956 LR180044 LR178962 LR179498 LR178961 431000005 431000003 LR182374 LR190035 LR190034 LR166513 431123459 LR179495 LR165528 LR179494 LR179493 LR166066 LR165498 ZZZ999	2 1 1 2 2 1 2 2 1 4 8 8 2 2 4 2 2 2 6 £5.00
D101	Y	Module 6 and module 7 - Inspect and renew Drive in / drive out	99.03.79 99.03.79.33 01.01.43 01.01.61.33 01.01.59 15.01.06.33 02.02.02	7.3 1.7 0.3 0.2 0.1 0.9 0.2	LR166068 LR177956 LR180044 LR178962 LR179498 LR178961 431000005 431000003 LR182374 LR190035 LR190034 LR166513 431123459 LR179495 LR165528 LR179494 LR179493 LR166066 LR165498 ZZZ999	2 1 1 2 2 1 2 2 1 4 8 8 2 2 4 2 2 2 6 £5.00

Program	Option	Description	SRO	Time	Part Number	Quantity
D101	AB	Module 6 and module 7 - Inspect and renew <b>including label / certificate</b>	99.03.79	7.3	LR166068	2
			99.03.79.33	1.7	LR177956	1
			01.01.43	0.3	LR180044	1
			01.01.61.33	0.2	LR178962	2
			01.01.59	0.1	LR179498	2
			15.01.06.33	0.9	LR178961	1
					431000005	2
					431000003	2
					LR182374	1
					LR190035	4
					LR190034	8
					LR166513	8
					431123459	2
					LR179495	2
					LR165528	2
					LR179494	4
					LR179493	2
					LR166066	2
					LR165498	6
					ZZZ999	£5.00
		ZZZ001	\$0.50			
D101	AC	Module 6 and module 7 - Inspect and renew <b>including label / certificate</b> Drive in / drive out	99.03.79	7.3	LR166068	2
			99.03.79.33	1.7	LR177956	1
			01.01.43	0.3	LR180044	1
			01.01.61.33	0.2	LR178962	2
			01.01.59	0.1	LR179498	2
			15.01.06.33	0.9	LR178961	1
			02.02.02	0.2	431000005	2
					431000003	2
					LR182374	1
					LR190035	4
					LR190034	8
					LR166513	8
					431123459	2
					LR179495	2
					LR165528	2
					LR179494	4
					LR179493	2
					LR166066	2
					LR165498	6
					ZZZ999	£5.00
		ZZZ001	\$0.50			

**NOTE:**

The option that contains the drive in / drive out allowance may only be claimed when the vehicle has been brought back into the workshop for this action alone to be undertaken.

Warranty claims must be submitted in accordance with the current JLR Global Warranty Manual, and its amendments, unless stated otherwise in this campaign.

## Customer Reimbursement and Related Damage Process

### NOTE:

If there is a requirement to claim for related / consequential damage or customer reimbursement, refer to the related instruction that can be found in TOPIx (in the Search box, search for 'Related Damage Claim' and open the related bulletin link).

<b>Table of Contents</b>
<a href="#">REMOVAL AND INSTALLATION: SERVICE INSPECTION</a>
<a href="#">REMOVAL AND INSTALLATION: SERVICE INSTRUCTION</a>

## SERVICE INSPECTION

### WARNINGS:

- It is the responsibility of the [Electric Vehicle Senior Authorized Person \(EVSAP\)](#) to make sure they comply with any local legislation regarding working with [High Voltage \(HV\)](#) within this procedure.
- This procedure requires the use Class 1 [Personal Protective Equipment \(PPE\)](#), all persons involved in this procedure must have read and understood the [PPE](#) requirements as detailed in section 610-02 Electric Vehicle Safety Rules.
- The approved [PPE](#) must be worn where indicated by the orange [PPE](#) icons within this procedure, all persons involved in this procedure must have read and understood section 100-00 About This Manual before continuing.
- All safety locking device keys must be kept in the designated key lock box at least 5 meters away from the vehicle.

### NOTES:

- All [Permit To Work \(PTW\)](#) and [Live Work Certificate \(LWC\)](#) documents must be kept for a minimum of 5 years.
- This procedure contains illustrations showing certain components removed to provide extra clarity.
- This procedure contains some variation in the illustrations depending on the vehicle specification, but the essential information is always correct.

1.

**WARNING:**

JLR [EVSAP](#) trained technicians only.

This procedure involves working on [EV](#) systems containing [HV](#). Only technicians qualified to [EVSAP](#) level or higher are allowed to perform this procedure. It is mandated that all technicians involved with the steps in this procedure must have read and understood the [EV](#) Safety Rules. (see TOPIx Workshop Manual section 610-02: Electric Vehicle System - General Information - PHEV - Description and Operation - Electric Vehicle Safety Rules).



E208432

2. Remove the [PHEV](#) battery cover, (see TOPIx Workshop Manual section 611-02: Battery - PHEV - Removal and Installation - PHEV Battery Cover).

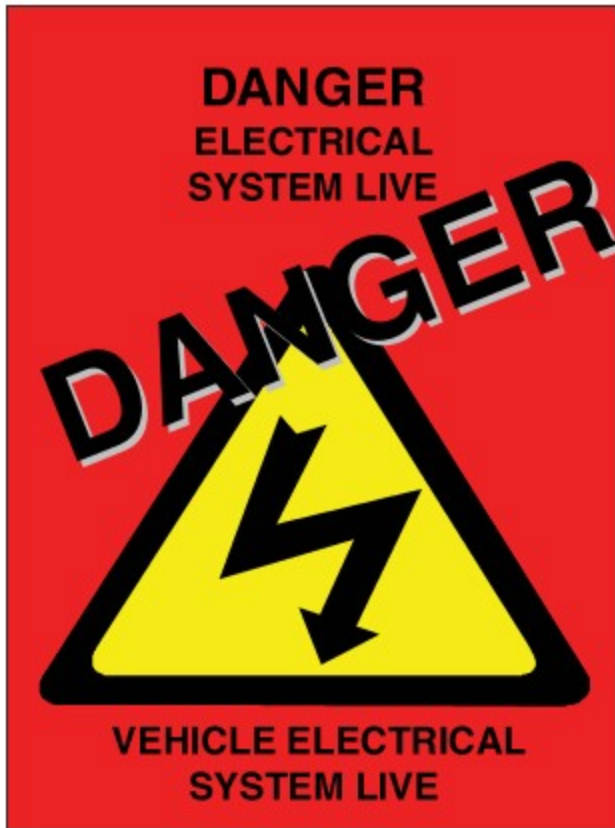
**Vehicle information**

3. The following steps require the Safety Accompanying Person (**Electric Vehicle Informed Person (EVIP)**) JLR certified person who has also completed EDA102940 EV Roles and Responsibilities training.) with the safety hook outside the live working area, this person must remain in position until instructed otherwise.



E367398

4. The Danger sign **must** be clearly visible to anyone outside of the live work area.



E160529

5. The [EVSAP](#) must issue a [LWC](#) before any further work can commence.

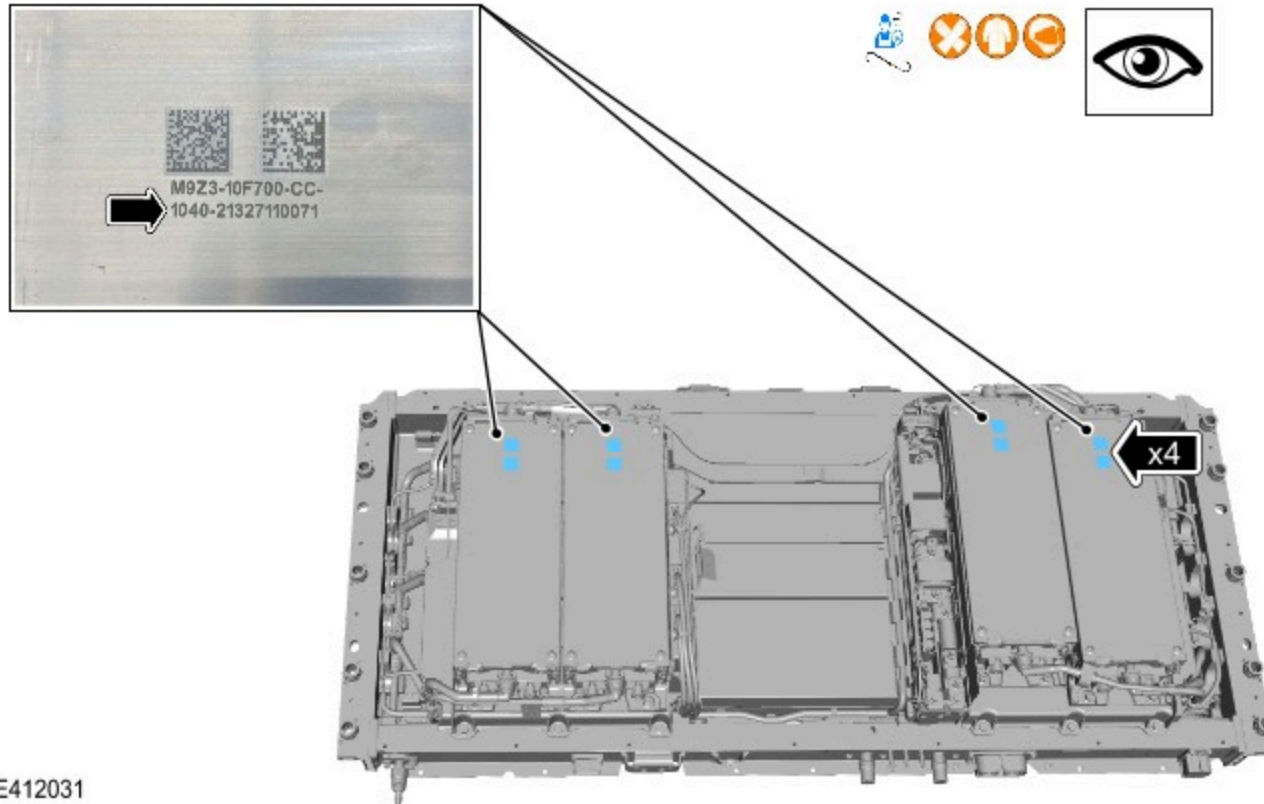


E208432

**Vehicle information**

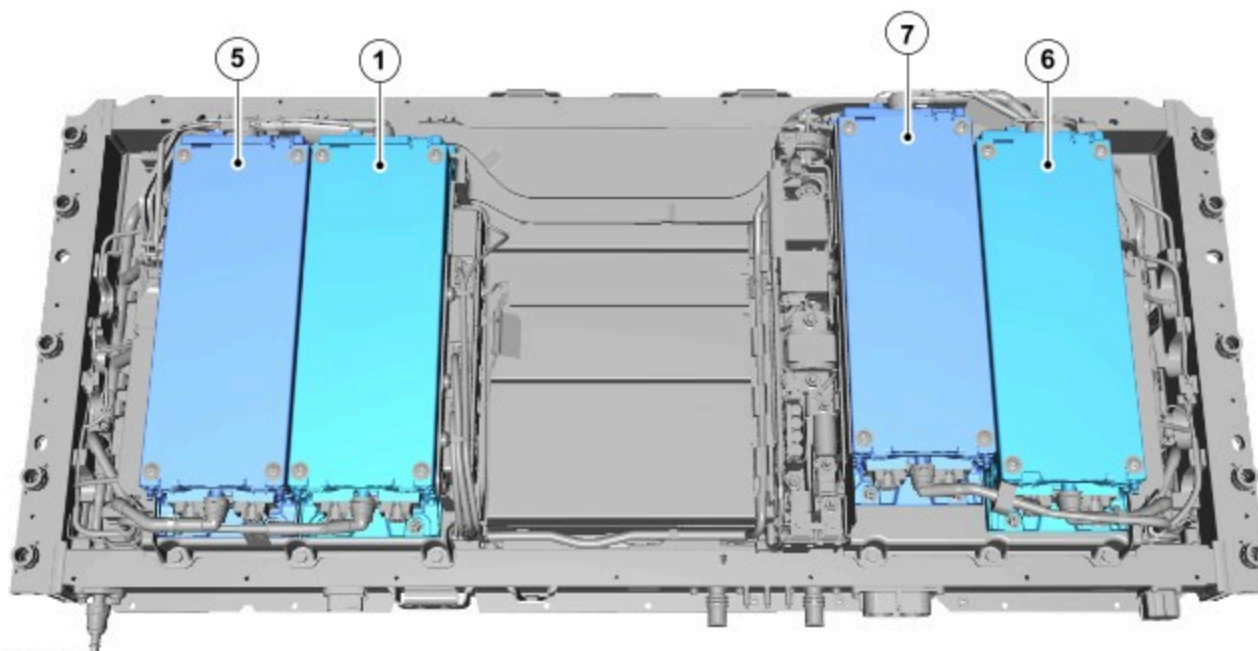
6. Inspect the 4 modules to locate the serial numbers for the 2 **PHEV** battery modules which require replacement.

- Use the vehicle information table at the beginning of this Service Instruction to identify the serial numbers of the 2 **PHEV** battery modules requiring replacement.



7. Identify the position / module number of the 2 PHEV battery modules to be replaced.

- If PHEV battery module 1 and PHEV battery module 5 require replacement, continue to step 1 of the SERVICE INSTRUCTION.
- If PHEV battery module 1 and PHEV battery module 6 require replacement, continue to step 2 of the SERVICE INSTRUCTION.
- If PHEV battery module 1 and PHEV battery module 7 require replacement, continue to step 3 of the SERVICE INSTRUCTION.
- If PHEV battery module 5 and PHEV battery module 6 require replacement, continue to step 4 of the SERVICE INSTRUCTION.
- If PHEV battery module 5 and PHEV battery module 7 require replacement, continue to step 5 of the SERVICE INSTRUCTION.
- If PHEV battery module 6 and PHEV battery module 7 require replacement, continue to step 6 of the SERVICE INSTRUCTION.



E412032

## SERVICE INSTRUCTION

<p class="bold">Vehicle information</p>

1. Renew [PHEV](#) battery module 1, (see TOPIx Workshop Manual section 611-02: Battery - PHEV - Removal and Installation - Battery Module 1).
  - Complete the required steps to renew [PHEV](#) battery module 5, (see TOPIx Workshop Manual section 611-02: Battery - PHEV - Removal and Installation - Battery Module 5).
  
2. Renew [PHEV](#) battery module 1, (see TOPIx Workshop Manual section 611-02: Battery - PHEV - Removal and Installation - Battery Module 1).
  - Complete the required steps to renew [PHEV](#) battery module 6, (see TOPIx Workshop Manual section 611-02: Battery - PHEV - Removal and Installation - Battery Module 6).
  
3. Renew [PHEV](#) battery module 7, (see TOPIx Workshop Manual section 611-02: Battery - PHEV - Removal and Installation - Battery Module 7).
  - Complete the required steps to renew [PHEV](#) battery module 1, (see TOPIx Workshop Manual section 611-02: Battery - PHEV - Removal and Installation - Battery Module 1).
  
4. Renew [PHEV](#) battery module 5, (see TOPIx Workshop Manual section 611-02: Battery - PHEV - Removal and Installation - Battery Module 5).
  - Complete the required steps to renew [PHEV](#) battery module 6, (see TOPIx Workshop Manual section 611-02: Battery - PHEV - Removal and Installation - Battery Module 6).
  
5. Renew [PHEV](#) battery module 7, (see TOPIx Workshop Manual section 611-02: Battery - PHEV - Removal and Installation - Battery Module 7).
  - Complete the required steps to renew [PHEV](#) battery module 6, (see TOPIx Workshop Manual section 611-02: Battery - PHEV - Removal and Installation - Battery Module 6).

**SAMPLE CUSTOMER LETTER - FOR INFORMATION ONLY**

Name  
Address line 1  
Address line 2  
Address line 3  
Post Code

Vehicle Identification Number (VIN):  
Registration Number:  
Program Number: D101

Date: month/year

**EMISSIONS RELATED RECALL - Range Rover and Range Rover Sport vehicles - Plug-in Hybrid Electric Vehicle (PHEV) High Voltage (HV) Battery Capacity - Replace 2 - 8S Modules**

Dear

JLR would like to advise you that during ongoing quality assessment of our product it has been identified that a possible safety related problem may occur on certain JLR vehicles within a specific production range. Read the information below, explaining the actions that we intend to take and what you are required to do.

**Why are we contacting you?**

A concern has been identified on certain 2024 model year to 2025 model year Range Rover and 2025 model year Range Rover Sport [Plug-in Hybrid Electric Vehicle \(PHEV\)](#) vehicles where, due to inadequate penetration of welding between the cells, the battery's capacity and therefore the vehicle's electric range may be depleted below the design intent condition.

A below-specification electric range will not meet the as-certified value for the vehicle and is therefore non-compliant to emissions legislation.

**What will your JLR retailer / authorized repairer do?**

At your visit, your preferred JLR retailer / authorized repairer vehicles will have 2 [PHEV High Voltage \(HV\)](#) battery modules replaced.

**How long will it take?**

The work on your vehicle will be completed as quickly and efficiently as possible in order to minimize inconvenience to you. Your JLR retailer / authorized repairer will be able to advise how long your vehicle will be required for when a booking is made.

**What we are asking you to do**

Contact your preferred JLR retailer / authorized repairer without delay. To book your vehicle in for this action, you must provide your JLR retailer / authorized repairer with the following details, which are at the beginning of this letter:

- The VIN for your vehicle
- Vehicle registration number of your vehicle.
- The Program Number for the action.

If you do not have a JLR retailer / authorized repairer, access [www.landrover.co.uk](http://www.landrover.co.uk) or [www.landrover.com](http://www.landrover.com) for contact details.

If you no longer own the vehicle, could you complete the 'Change of Ownership' slip attached to this letter, returning the slip to JLR immediately in the enclosed Freepost envelope. This will enable us to make contact and share this information with the new owner.

**If you have concerns**


If you experience any concerns relating to this Recall, contact the Service Manager at the JLR retailer / authorized repairer for assistance or contact the JLR Customer Experience Center on 0345 303 2303 or (enter phone number).

This bulletin is being issued in accordance with the legislative or industry requirements concerning vehicle defects. The authorities will closely monitor the response rate of this bulletin.

Treat this matter with the urgency it requires, JLR apologize for any inconvenience this bulletin may cause and thank you, in advance, for your co-operation.

Yours sincerely

Head of Business

<p>Technical Questions And Answers</p>	
<p>FOR USE ON ENQUIRY</p>	
<p>JLR Recall D101</p>	
<p>Range Rover and Range Rover Sport <a href="#">Plug-in Hybrid Electric Vehicle (PHEV) High Voltage (HV)</a> Battery Capacity - Replace 2 x 8S Modules</p>	

A concern has been identified on certain 2024 model year to 2025 model year Range Rover and 2025 model year Range Rover Sport [PHEV](#) vehicles where, due to inadequate penetration of welding between the cells, the battery’s capacity and therefore the vehicle’s electric range may be depleted below the design intent condition.

**Question 1**

Who do I contact if a member of the press contacts me about this recall?

*Answer*

Any press enquiries must be referred to the JLR Corporate Affairs office.

**Question 2**

Why is JLR recalling certain models?

*Answer*

JLR is conducting a voluntary compliance recall on certain 2024 model year to 2025 model year Range Rover and 2025 model year Range Rover Sport [PHEV](#) vehicles that have been identified to have a range below that which was certified.

**Question 3**

Can you tell me more about what is wrong with the vehicles?

*Answer*

Engineering analysis has revealed that a small number of Range Rover and Range Rover Sport [PHEV](#) vehicles have been installed with a [PHEV HV](#) battery which may have had incomplete welding between adjacent cells internally. This incomplete weld can cause a lower-than-expected electric range.

**Question 4**

How would the customer become aware of potentially having this concern?

*Answer*

Customers may experience a slightly lower range, however in a number of cases due to driving style and environmental conditions there may not be a noticeable effect.

**Question 5**

Does this concern affect vehicle safety?

*Answer*

No, this is not a safety concern.

**Question 6**

Has JLR received many complaints?

*Answer*

JLR has not received any complaints about this concern.

**Question 7**

Have there been any accidents, injuries or fires?

*Answer*

There have been no reported accidents, injuries or fires as a result of this concern.

**Question 8**

Are there any precautions that can be taken to minimize the risk until the corrective measures are implemented?

*Answer*

Affected customers will be contacted directly by JLR and are advised to book their vehicles in for repair as soon as possible.

**Question 9**

How was the concern discovered?

*Answer*

The concern was identified through JLR's internal reporting process.

**Question 10**

How long has JLR known about this concern?

*Answer*

JLR concluded the concern affected customer vehicles in February 2026.

**Question 11**

Is the concern leading you to any concerns regarding the reliability of the vehicle?

*Answer*

JLR has no concerns with the overall reliability of the vehicle. JLR carefully monitors field data to make sure that any matters relating to safety and compliance are rigorously investigated.

**Question 12**

What has JLR done in production?

*Answer*

Production vehicles will have [PHEV HV](#) batteries which have internal welding to an assured depth.

**Question 13**

What will JLR retailer / authorized repairers do to the vehicles?

*Answer*

Vehicles will have 2 [PHEV HV](#) battery modules replaced.

There will be no charge to the owners for this permanent repair.

**Question 14**

Which vehicles are affected by this recall?

*Answer*

Certain 2024 model year to 2025 model year Range Rover and 2025 model year Range Rover Sport vehicles as below may be affected:

Range Rover SALK19F43RA253429 to SALKP9F49SA303044\*

Range Rover Sport SAL1A2B48SA432581 to SAL1A2B47SA479925\*

\* Specific vehicles within the [Vehicle Identification Number \(VIN\)](#) range

### **Question 15**

Are other JLR models affected by these actions?

*Answer*

No other JLR models are known to be affected by this concern.

### **Question 16**

Are parts available to rework vehicles?

*Answer*

Parts are available for JLR retailer / authorized repairers to conduct this repair.

### **Question 17**

How much will the recall cost JLR?

*Answer*

Cost was not a factor in deciding to recall these vehicles.

### **Question 18**

How do I know if my vehicle is affected?

*Answer*

All owners of potentially affected vehicles will shortly be contacted and invited to make an appointment with a JLR retailer / authorized repairer for the work to be completed.

In some countries, recall information is available online through the brand's web site.

Customers can use the Recall Search at <https://topix.landrover.jlrext.com/topix/vehicle/lookupForm>

### **Question 19**

How long does it take for the vehicle to be inspected and repaired?

*Answer*

The work will be completed out as quickly and efficiently as possible in order to minimize inconvenience to customers and is expected to take no longer than 10 hours 48 minutes to complete. Naturally, due to JLR retailer / authorized repairer schedules, vehicles may be required for longer.

*Note:*

Any press enquiries must be referred to the JLR Corporate Media office on +44-(0)2475-361000 or [jlrmmedia@jaguarlandrover.com](mailto:jlrmmedia@jaguarlandrover.com)