

**ATTENTION:**

- GENERAL MANAGER
- PARTS MANAGER
- CLAIMS PERSONNEL
- SERVICE MANAGER

IMPORTANT - All Service Personnel Should Read and Initial in the boxes provided, right.

|  |  |  |  |  |  |  |
|--|--|--|--|--|--|--|
|  |  |  |  |  |  |  |
|  |  |  |  |  |  |  |

© 2026 Subaru of America, Inc. All rights reserved.



QUALITY DRIVEN® SERVICE

## SERVICE BULLETIN

**APPLICABILITY:** 2023-25MY Impreza & Crosstrek  
 2023-25MY Forester  
 2025MY Legacy & Outback  
 2025MY Ascent

**NUMBER:** 07-234-26  
**DATE:** 05/01/26

**SUBJECT:** Heated Steering Wheel Switch and Harness Design Change

### INTRODUCTION:

This bulletin announces design changes to the heated steering wheel switch assembly and harness. The new switch design relocates the connector, which requires a different harness routing. If the heated steering wheel switch or harness needs to be replaced, follow the repair procedures outlined in this bulletin.

### PRODUCTION CHANGE INFORMATION:

The new switch and harness were incorporated into vehicle production as per the table below.

| Model  | Starting VIN      |
|--|-------------------|
| Impreza & Crosstrek<br>Japan Produced<br>(First 3 VIN Digits: JF2) | JF2GUHFC9RH352271 |
| Impreza & Crosstrek<br>SIA Produced<br>(First 3 VIN Digits: 424)   | 4S4GUHU62S3718274 |
| Forester   | JF2SKEHC6RH499451 |
| Legacy   | 4S3BWGG65S3016321 |
| Outback  | 4S4BTANC6S3199562 |
| Ascent   | 4S4WMARD9S3409847 |

**CAUTION: VEHICLE SERVICING PERFORMED BY UNTRAINED PERSONS COULD RESULT IN SERIOUS INJURY TO THOSE PERSONS OR TO OTHERS.**

Subaru Service Bulletins are intended for use by professional technicians ONLY. They are written to inform those technicians of conditions that may occur in some vehicles, or to provide information that could assist in the proper servicing of the vehicle. Properly trained technicians have the equipment, tools, safety instructions, and know-how to do the job correctly and safely. If a condition is described, DO NOT assume that this Service Bulletin applies to your vehicle, or that your vehicle will have that condition.

**Subaru of America, Inc. is ISO 14001 Compliant**

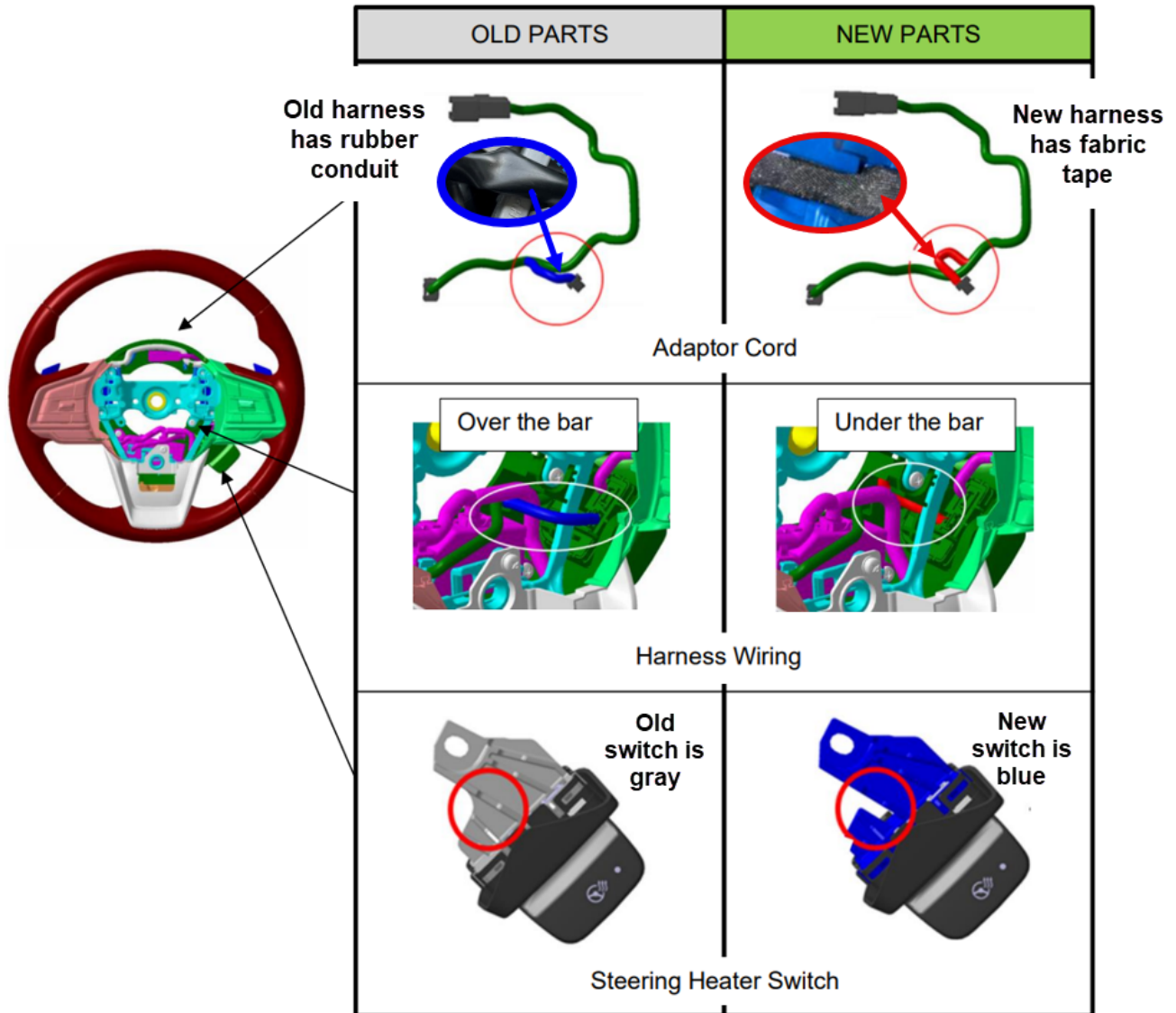
ISO 14001 is the international standard for excellence in Environmental Management Systems. Please recycle or dispose of automotive products in a manner that is friendly to our environment and in accordance with all local, state and federal laws and regulations.

*Continued...*

**PART INFORMATION:**

REMINDER: Always order the most up-to-date replacement parts based on the specific VIN being repaired.

**IMPORTANT:** The new switch and harness must be used together and are not compatible with the old-style switch or harness. If replacement of either component is necessary, you must inspect both the switch and the harness to determine whether they are the updated design or the previous version.

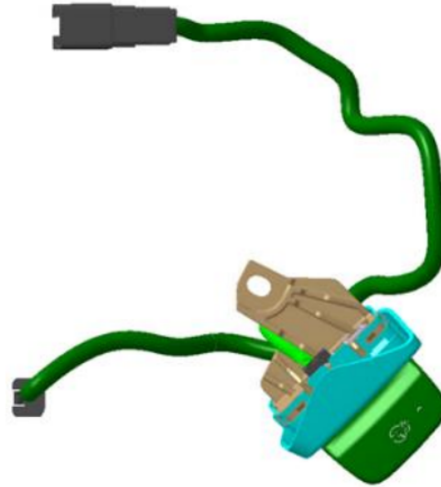


*Continued...*

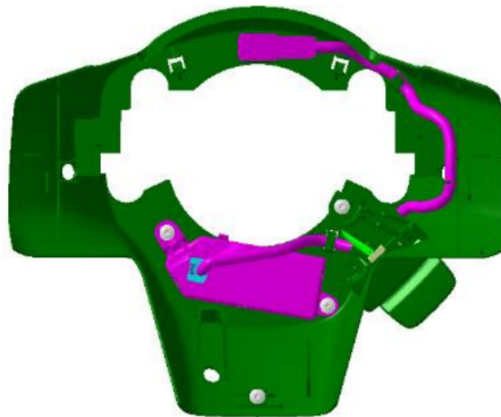
**SERVICE PROCEDURE / INFORMATION:**

**REMINDER:** Customer satisfaction and retention starts with performing quality repairs.

Step 1) Connect harness to heated steering wheel switch assembly.



Step 2) Install the heated steering wheel switch assembly and harness onto the steering wheel back cover assembly. Ensure the harness is routed as shown below:



Step 3) Install the back cover onto the steering wheel assembly.



*Continued...*

Step 4) Reinstall the steering wheel following the procedures outlined in the applicable service manual.

**WARRANTY / CLAIM INFORMATION:**

For vehicles within the Basic New Car Limited or covered by an active Subaru Added Security Classic or Gold plan, this repair may be submitted using the following claim information:

| Labor Description                           | Labor Operation # | Labor Time | Fail Code |
|---|-------------------|------------|-----------|
| STEERING HEATER SWITCH AND ADAPTER CORD R&R | A870-586          | .8H        | UTC-39    |

**IMPORTANT REMINDERS:**

- SOA strongly discourages the printing and/or local storage of service information as previously released information and electronic publications may be updated at any time.
- Always check for any open recalls or campaigns anytime a vehicle is in for servicing.
- Always refer to STIS for the latest service information before performing any repairs.