



STAR ONLINE PUBLICATION



Case Number: S2618000003 Rev. B

Release Date: May 2026

Symptom/Vehicle Issue: MIL-On, Engine Runs Rough

Models Affected: 2026 Jeep Grand Cherokee (WL)

Customer Complaint/Technician Observation: The customer's complaint may include a MIL-on condition. They may also experience a rough running engine. Upon further inspection, the technician may find Diagnostic Trouble Codes (DTCs) for one or more of the following issues:

- P0300-Multiple Cylinder Misfire
- P0301-Cylinder 1 Misfire
- P0302-Cylinder 2 Misfire
- P0303-Cylinder 3 Misfire
- P0304-Cylinder 4 Misfire

Discussion: There are circumstances where spark plug damage can cause cylinder misfire and subsequent engine failure. If the vehicle is exhibiting any of the symptoms mentioned in the section above, perform the following inspection to determine the proper diagnostic path based on the vehicle's condition:

This document does not authorize warranty repairs. This communication documents a record of past experiences. STAR Online does not provide any conclusions about what is wrong with the vehicle. Rather, it captures all previous cases known that appear to be similar or related to the vehicle symptom / condition. You are the expert, and you are responsible for deciding on the appropriate course of action.

Contact STAR Center, or your Technical Assistance Center Via TechCONNECT or eCONTACT ticket if no solution is found



STAR ONLINE PUBLICATION



Inspection:

- Remove the Main Chamber and Pre-Chamber Spark Plugs and mark the location of each plug (Fig. 1 shows all spark plugs from the engine organized) so they can be easily identified once they are removed from the engine (use locations 1-8 as indicated in Fig. 2).



Fig. 1

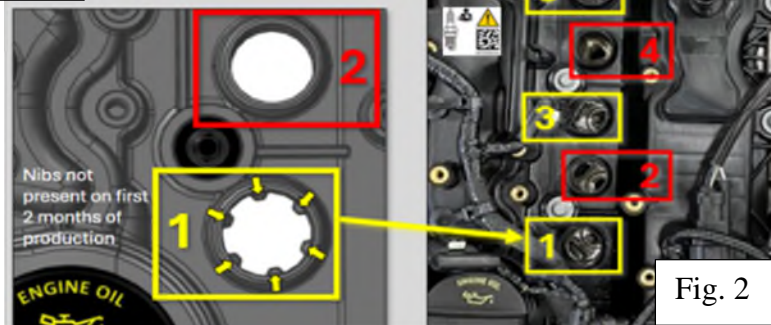




Fig. 2

The 2.0L Hurricane4 (EVO) engine is equipped with two spark plugs per cylinder: Pre-Chamber and Main Chamber. These spark plugs are not interchangeable. Installing the wrong spark plug in the wrong location can result in serious engine damage.

- Verify the hex socket size of each spark plug
- Match each spark plug to its correct location
- For added assurance:
 - Check the insulator diameter to confirm proper placement
 - Blue line on Pre-Chamber insulator (MOPAR spark plugs)



- Identify the condition of each spark plug:



This document does not authorize warranty repairs. This communication documents a record of past experiences. STAR Online does not provide any conclusions about what is wrong with the vehicle. Rather, it captures all previous cases known that appear to be similar or related to the vehicle symptom / condition. You are the expert, and you are responsible for deciding on the appropriate course of action.

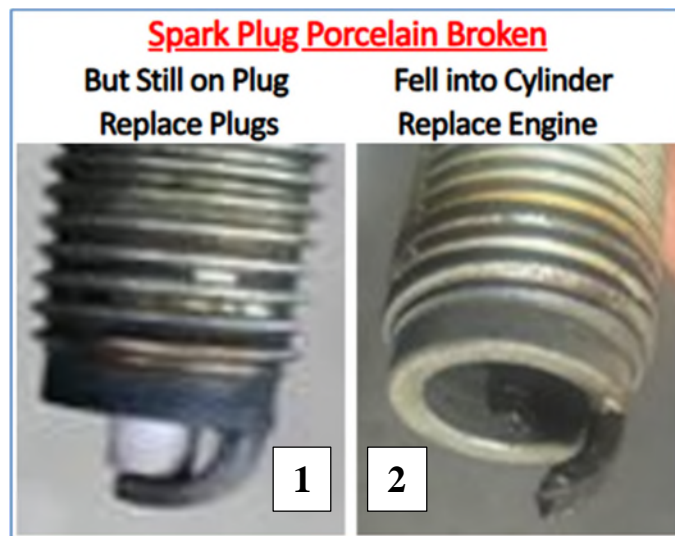
Contact STAR Center, or your Technical Assistance Center Via TechCONNECT or eCONTACT ticket if no solution is found



STAR ONLINE PUBLICATION



- If the spark plugs are clean, you should proceed with applicable published diagnostic testing for cylinder misfire found in Service Library.
- If the spark plugs are fouled, they should be replaced, but applicable diagnostic testing should be performed to ensure there is not a root cause for the misfire different than the spark plug itself.



THE FOLLOWING ONLY APPLIES TO MAIN CHAMBER SPARK PLUGS

- If any of the spark plugs look like the plug in example 1 above, replace the spark plugs.
- If any of the spark plugs look like the plug in example 2 above, replace the engine.

THE FOLLOWING ONLY APPLIES TO PRE- CHAMBER SPARK PLUGS

- If any of the spark plugs look like the plug in example 1 above, replace the spark plugs.
- If any of the spark plugs look like the plug in example 2 above, use a soft-tipped air gun to pressurize the cylinder through the main chamber plug opening to clear any debris from the pre-chamber plug opening. Be sure to block openings to other cylinders. Replace the spark plugs.

This document does not authorize warranty repairs. This communication documents a record of past experiences. STAR Online does not provide any conclusions about what is wrong with the vehicle. Rather, it captures all previous cases known that appear to be similar or related to the vehicle symptom / condition. You are the expert, and you are responsible for deciding on the appropriate course of action.

Contact STAR Center, or your Technical Assistance Center Via TechCONNECT or eCONTACT ticket if no solution is found



STAR ONLINE PUBLICATION



If any of the above conditions do not apply to the vehicle but possible misfire symptoms still exist, please follow published diagnostic routines found in Service Library.

At this time, spark plugs and service replacement engines for this application are on parts restriction and must be ordered through the STAR Center. Please contact STAR as soon as possible to support expedited parts procurement for repairs.

Engineering is currently investigating conditions under which spark plug damage may occur. Additional updates and recommended actions will be provided as they become available.

In the interim, please ensure affected customers are supported through the Courtesy Transportation Program.

This document does not authorize warranty repairs. This communication documents a record of past experiences. STAR Online does not provide any conclusions about what is wrong with the vehicle. Rather, it captures all previous cases known that appear to be similar or related to the vehicle symptom / condition. You are the expert, and you are responsible for deciding on the appropriate course of action.

Contact STAR Center, or your Technical Assistance Center Via TechCONNECT or eCONTACT ticket if no solution is found