

L634-
A.10.26

To: **After Sales Official Network**
Subject: **Lambda sensor cable tie replacement**
Date: **21/04/2026**
Pages: **4**



Campaign code:
L634-A.10.26

Campaign name:
Lambda sensor cable ties replacement

Model:
Temerario

Model Year:
2026

Markets:
Austria, Azerbaijan, Bahrain, Belgium, Brazil, Cambodia, Canada, Chile, Czech Republic, Denmark, Estonia, France, Georgia, Germany, Hong Kong, Hungary, India, Indonesia, Italy, Japan, Kuwait, Latvia, Lebanon, Luxembourg, Macao, Malaysia, Mexico, Monaco, Netherlands, New Zealand, Norway, Oman, Philippines, Poland, Portugal, Qatar, Romania, Saudi Arabia, Singapore, South Africa, Spain, Sweden, Switzerland, Taiwan, Thailand, Turkey, United Arab Emirates, United Kingdom, United States, Vietnam

VIN Involved:
Until VIN TLA0508

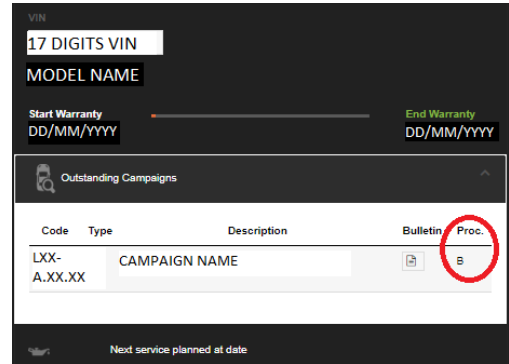
Important information: before proceeding with the repair, connect to the Warranty Portal and, using the “VIN Info” function, check that:

- the vehicle is actually affected by the instructions contained in this bulletin.

NOTE: some vehicles may not be affected, despite the fact that their Vehicle Identification Number (VIN) falls within the range;

- only replacement parts that correspond to the specific operation, identified by a letter (such as A, B, C, etc.), are to be used for the chassis being repaired.

Example



NOTE:

Operation A will be available only when the instructions require a preliminary check to be performed to determine whether or not the vehicle actually needs updating.

Information for the service network:

During ongoing product monitoring, Automobili Lamborghini S.p.A. requires verification and possible reworking of lambda sensor cable ties

Solution for the field:

Rework of the lambda sensor cable ties

Spare Parts:

OPERATION B

Part number	Description	Q.ty
6R0971497	CABLE TIE	4

Management of replaced parts:

Store the components that have been removed from the vehicle in an appropriate manner, marking them with their corresponding bar codes so that they can be identified during visits by the competent Area Manager.

Labor time:

Operation A: 0,1 h
Operation B: 0,2 h

Rev.00

The procedures and information published herein are strictly confidential and are intended exclusively for recognized professionals and persons who are authorized to receive said information. All copyrights are the property of Automobili Lamborghini S.p.A pursuant to copyright law. The company reserves the right to make updates and modifications as needed. The reprinting, reproduction, distribution to unauthorized persons and/or to third parties, and the partial or complete translation of the material contained herein are prohibited without the express written consent of Automobili Lamborghini S.p.A.

Doc. no.: L/V6_M06 Rev.[07]

1/4



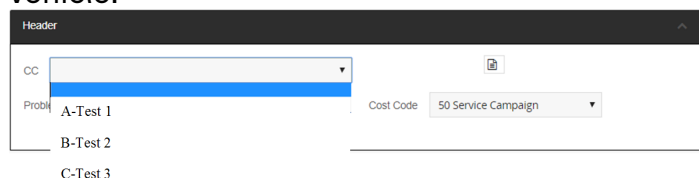
Previous bulletins superseded.

None.

Warranty claim instructions:

To request reimbursement for the repair performed, access the “LIASS” system on the Lamborghini portal and, following the instructions in the system’s “Manuals” section, generate and fill out a Warranty Request.

Select the required campaign and proceed with entry; carefully read the options present in the alert message that displayed by the system (see example) and select the option performed on the vehicle.



Reimbursement will be structured as follows, on the basis of the operation performed:

- **OPERATION A:**
 - o Steps to be executed: 1
 - o Labour time: 0,1 h
- **OPERATION B:**
 - o Steps to be executed: from 1 to 5
 - o Labour time: 0,2 h

Important information:

attach all documents generated during the work carried out, evidence of the work itself, for instance work orders and diagnostic protocols with BETA-Reports.

If one or more of these is missing, it may lead to a rejected reimbursement request.

Fill out the page in the warranty booklet (identified in the image below) in the section “Service and Recall Campaigns”:

Tools/Materials required:

Code	Description.	Q.ty
n\ a	n\ a	n\ a



NOTE:


All O.D.I.S. Service technical documentation can be viewed on the app “O.D.I.S. Self Service Guide” available on Lamborghini HUB portal.



Repair method:

OPERATION A

If the car has the following configuration with two cable ties that holds lambda sensor tie for each side, please select operation A. No more operations is necessary to do; in other cases please proceed with operation B



OPERATION B:

For Lightened version:

Racing hood - lightened version (Optional) – Disassembly procedure


Body and Chassis > Exterior > Engine Hood and Opening System > Engine Hood > *Racing hood - lightened version (Optional) - Disassembly procedure*

For Standard version:

Open the two engine hood wing.

Then for both version install the two cable ties 6R0971497 for each side carefully to keep distance with the hinge and heat resistant shield

On the right side stay rear by the vent pipe





IMPORTANT:

The documents which must be provided together with the operation under warranty request are:

- *Produced Repair Order*
- *Saved Diagnostic Protocol with BETA report*

Failure to follow these procedures could lead to the request being rejected.

For more information, please contact your Area Manager or open a ticket to Technical Support in Lamborghini KEY (Request – General Information – After Sales Services - After Sales Technical Support).

Regards,
Lamborghini Service