

Condition

Model(s)	Year(s)	VIN Range	Vehicle Specific Equipment
All Audi Vehicles	2019 – 2027	All	Not applicable

Customer is inquiring about a certain message or icon that appears in the instrument cluster. It may be the case that an informational message is misinterpreted as a malfunction warning.

Technical Background

With more functions becoming available in vehicles, the need to inform the driver about certain system limitations is increasingly important. Based on many circumstances such as traffic or environmental conditions, certain systems may intentionally be limited if the vehicle cannot reliably identify the surroundings.

Sometimes these messages may get misinterpreted as a system malfunction instead of a limited system operation.

Or

The customer is simply inquiring about the message or warning indicator.

Production Solution

Not applicable

Service



This quick reference guide is not meant to replace the owner’s manual, repair manuals, training material or needed diagnosis in the event of malfunctions.

The goal of this quick reference guide is to easily address customer questions about various messages and icons at service write-up, if the message can be easily discussed, no warranty write-up is needed.

To reliably address customer concerns, this document should be used in conjunction with photos from:

- The message center in the car during time of concern
- Customers myAudi app
- Other customer-supplied photos
- Customer specified date and time

and/or

- Obtain times and dates of the occurrence.

If there is any doubt that the message was only informational due to environmental conditions, the vehicle should be diagnosed as needed.

This information is also included in the attachments for this TSB as printable documents.



Figure 1. Click the attachments tab in ElsaPro to view attachments.

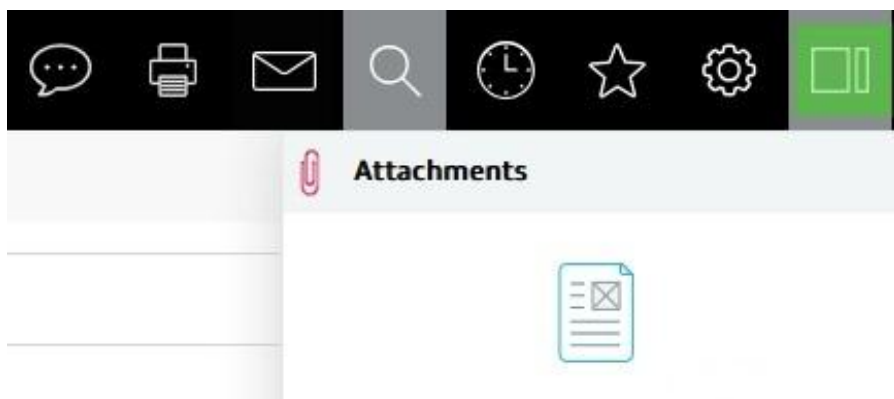


Figure 2. Click the sliding window button in Elsa2Go to view attachments.

Below are common messages for the PPX platform:









Image	Icon description	Conditions for message	Vehicle operation	What should I do?	Owner's manual
	Active front assist: currently unavailable. See owner's manual	When starting the vehicle, the indicator light appears and signals that availability of the system is limited. The indicator light turns off once the system is available without restrictions.	If this symbol is displayed when there is a malfunction, active front assist and the distance warning are not available, or their functionality may be limited	This icon is active at the start of each ignition cycle and goes out shortly thereafter if there is no malfunctions. If the icon continues to be displayed during a drive, open the notification center in the central display. The weather conditions may be too poor, or a sensor may be obstructed. Clean the area in front of the sensors. If the message appears with a malfunction description, have an authorized Audi dealer or authorized repair facility correct the malfunction as soon as possible.	Active front assist messages
	Active front assist/collision warning	A display and associated message appear in the instrument cluster, depending on the measure that is initiated and the risk situation.	Collision warning A brief application of the brakes Automatic braking force increase Automatic braking	Situational depending on traffic. Please refer to the owner's manual and/or TSB 2076135 for additional information regarding reasons for	Overview of collision avoidance measures
	Traffic sign recognition: malfunction! You can continue driving. See owner's manual.	displayed when there is a malfunction	the camera-based traffic sign recognition functions may be unavailable or may be limited.	If the malfunction remains, drive to an authorized Audi dealer or authorized Audi Service Facility immediately to have malfunction corrected.	Traffic sign recognition system limitations
	Traffic sign recognition: currently limited.	The traffic sign recognition is subject to certain system limitations and may be unavailable or only partially available.	The weather conditions may be too poor, or the front camera may be obstructed. Clean the area in front of the front camera and try to turn the system on again later.	Fog, moisture, ice, dirt, stickers, tint. Anything that can cause camera view to not be clear can trigger this message.	Traffic sign recognition system limitations

Image	Icon description	Conditions for message	Vehicle operation	What should I do?	Owner's manual
	Parking aid malfunction, the parking aid functions may be unavailable	A message that indicates the cause and possible solution may appear with some displays. To display the additional information, open the notification center in the central display.	Try to turn on the system again later or after the next time the vehicle is turned on.	If the malfunction remains, drive to an authorized Audi dealer or authorized Audi Service Facility immediately to have the malfunction corrected.	Parking system malfunction messages
	Parking aid functions may be limited.	The weather conditions may be too poor or a sensor may be obstructed.	Parking aid system functions may be limited in operation.	Clean the area in front of the sensors. Try to turn on the system again later or after the next time the vehicle is turned on.	Parking system malfunction messages
	High beam assistant: currently unavailable. Camera view limited due to surroundings. See owner's manual	This message appears if the camera's visual field is blocked.	The system will turn itself off.	Clean front windshield especially in the area of camera. Ensure there is no fog, moisture, ice, tint or other obstructions. Try turning the systems on later.	Exterior lighting messages
	Emergency assist malfunction	Icon displayed when there is a malfunction, the emergency assist functions may be unavailable or may be limited	A message that indicates the cause and possible solution may appear. The weather conditions may be too poor or a sensor may be obstructed.	To display the additional information, open the notification center in the central display. Check if the malfunction is still occurring the next time you turn on the vehicle. If the malfunction remains, drive to an authorized Audi dealer or authorized Audi Service Facility immediately.	Emergency assist messages
	Emergency assist canceled	The following are examples of situations where emergency assist can be canceled: If you move the steering wheel If you press the brake pedal If you clearly press the accelerator pedal	If you have canceled the system, the symbol and a corresponding message will appear	You can turn emergency assist on or off in the Driver assistance menu	Operating emergency assist

Image	Icon description	Conditions for message	Vehicle operation	What should I do?	Owner's manual
	Fatigue warning	The system has detected a low level of drowsiness.	If the system detects slight drowsiness at speeds of 40 mph (65 km/h) or above, then it will recommend a break. This suggestion will be provided by means of a display in the instrument cluster.	This is a normal message that occurs after prolonged driving with certain parameters. This system can be de-activated in the MMI.	Fatigue warning displays
	Fatigue warning	The system has detected a high level of drowsiness. An audio signal will sound as well.	If high levels of drowsiness are detected, there will also be an audio signal.	This is a normal message that occurs after prolonged driving with certain parameters. This system can be de-activated in the MMI. If deactivated, this icon will be shown in the instrument cluster.	Fatigue warning displays
	Distraction warning	The system has detected a low level of distraction.	White icon issued in instrument cluster	You can turn the distraction warning on or off in the Driver assistance menu.	Distraction warning displays
	Distraction warning	The system has detected a high level of distraction.	If high levels of distraction are detected, there will also be an audio signal.	You can turn the distraction warning on or off in the Driver assistance menu. If deactivated, this icon will be shown in the instrument cluster.	Distraction warning displays

Figures 3 – 5. Messages common in the PPX platform.

Below are common messages for the MLB and MQB platforms:





Image	Icon description	Conditions for message	Vehicle operation	What should I do?	Owner's manual
	Distance warning	At speeds above approximately 40 mph (65km/h), this function measures the distance to the vehicle traveling ahead as a time interval, as long as the adaptive cruise assist is not actively regulating. If the distance falls below the warning threshold and remains there, the system will warn you of the hazard with this indicator light.	Cautionary indicator that you are effectively "too close" to the vehicle ahead of you based on your driver assistance settings.	You can turn the distance warning on or off in the Driver assistance menu, or adjust it to your preferences	Distance Warning
	Central indicator light	Icon indicates that you have informational messages and/or warnings present	Indicator is illuminated so long as there is a message available.	Check the message center in the vehicle to see what messages or warnings are present.	Central indicator light
	Pre sense at startup or malfunction	If indicator is displayed when there is a malfunction, the Audi pre sense functions may be unavailable or may be limited	A message that indicates the cause and possible solution may appear with some displays. The weather conditions may be too poor or a sensor may be covered. Clean the area in front of the sensors and cameras and try to turn on the systems again later.	This icon is also displayed at startup until the driver assistance systems are online. If the malfunction remains, drive to an authorized Audi dealer or authorized Audi Service Facility immediately to have the malfunction corrected.	Driver assistance
	Pre sense currently limited				

Figure 6. Messages common in the MLB and MQB platforms.

Warranty

This TSB is informational only and not applicable to any Audi Warranty.

Additional Information

All part and service references provided in this TSB (**2081722**) are subject to change and/or removal. Always check with your Parts Department and/or ETKA for the latest information and parts bulletins. Please check the Repair Manual for fasteners, bolts, nuts, and screws that require replacement during the repair.

©2026 Audi of America, LLC / Audi Canada, Inc. All rights reserved. The information contained in this document is based on the latest information available at the time of printing and is subject to the copyright and other intellectual property rights of Audi of America, Inc., its affiliated companies, and its licensors. All rights are reserved to make changes at any time without notice. No part of this document may be reproduced, stored in a retrieval system, or transmitted in any form or by any means, electronic, mechanical, photocopying, recording, or otherwise, nor may these materials be modified or reposted to other sites, without the prior expressed written permission of the publisher.