

ATTENTION:
 GENERAL MANAGER
 PARTS MANAGER
 CLAIMS PERSONNEL
 SERVICE MANAGER

IMPORTANT - All Service Personnel Should Read and Initial in the boxes provided, right.

© 2026 Subaru of America, Inc. All rights reserved.



SERVICE PROGRAM BULLETIN

APPLICABILITY: 2026 MY Outback (Turbo)

NUMBER: WRE-26

SUBJECT: Rear Exhaust Pipe/Muffler Gasket

DATE: 04/08/26

In the interest of customer satisfaction, Subaru of America, Inc. (Subaru) is initiating a service program for certain 2026 model year Outlook vehicles equipped with the 2.4L turbo engine and trailer hitch accessory kit.

REASON FOR THIS SERVICE PROGRAM:

Under certain conditions, the subject vehicles may experience a gap created at the joint between the exhaust pipe and the muffler due to incorrectly specified muffler gaskets included in the trailer hitch kit. This gap may increase perceived engine noise during use.

AFFECTED VEHICLES:

The number of U.S. vehicles included in this service program is 22.

Model Year	Carline	Production Date Range
2026	Outback (Turbo)	October 1, 2025-October 23, 2025

Not all vehicles in the production date range listed above may be included in this service program. Coverage for all affected vehicles must be confirmed by using the Vehicle Coverage Inquiry function on subarunet.com. This information will be available today.

DESCRIPTION OF THE REPAIR:

Subaru retailers will replace the muffler gaskets with the correct parts at no cost to the customer.

RETAILER RESPONSIBILITY:

Any vehicles listed in any recall or campaign that are in retailer stock must be:

- Immediately identified
- Tagged or otherwise marked to prevent their delivery or use prior to repair
- Repaired in accordance with the repair procedures outlined in the Bulletin

<p>CAUTION: VEHICLE SERVICING PERFORMED BY UNTRAINED PERSONS COULD RESULT IN SERIOUS INJURY TO THOSE PERSONS OR TO OTHERS.</p> <p>Subaru Service Bulletins are intended for use by professional technicians ONLY. They are written to inform those technicians of conditions that may occur in some vehicles, or to provide information that could assist in the proper servicing of the vehicle. Properly trained technicians have the equipment, tools, safety instructions, and know-how to do the job correctly and safely. If a condition is described, DO NOT assume that this Service Bulletin applies to your vehicle, or that your vehicle will have that condition.</p>	<p style="text-align: center;">Subaru of America, Inc. is ISO 14001 Compliant</p> <p>ISO 14001 is the international standard for excellence in Environmental Management Systems. Please recycle or dispose of automotive products in a manner that is friendly to our environment and in accordance with all local, state and federal laws and regulations.</p>
--	--



Continued...

Retailers are to promptly perform the applicable service procedures, to correct all affected vehicles in their inventory (new, used, demo & SSLP). Additionally, whenever a vehicle subject to this service program is taken into inventory or in for service, necessary steps should be taken to ensure the repair has been made before selling or releasing the vehicle.

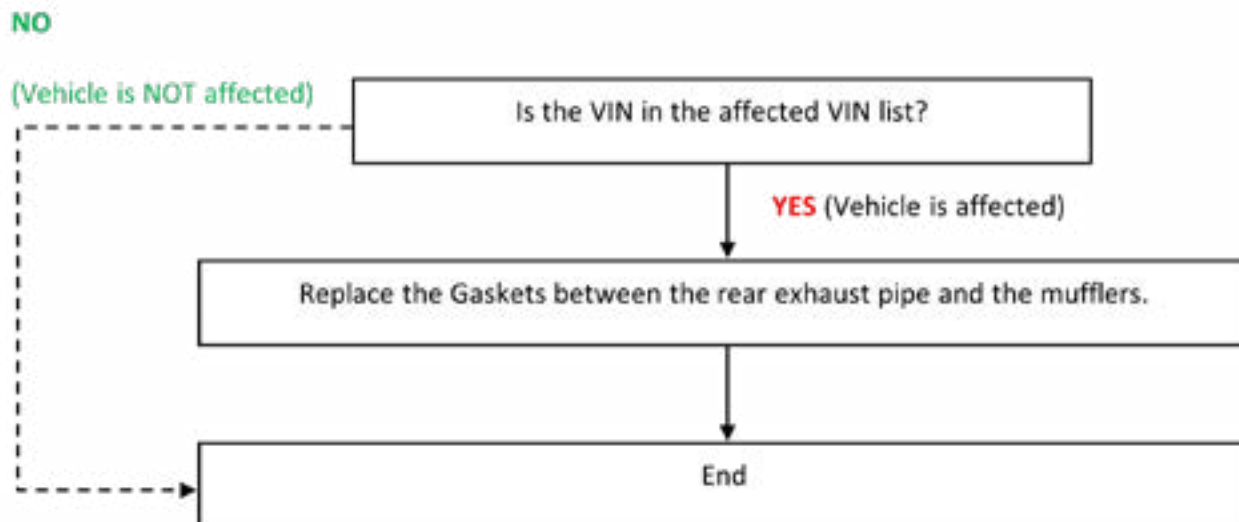
OWNER NOTIFICATION:

Subaru will notify affected vehicle owners by first class mail on April 6, 2026.

PART INFORMATION:

Part Description	Part Number	Qty	Image
GASKET	44011SG010	2	 x2
SELF LOCK NUT M10	902330011	4	 x4

SERVICE PROCEDURE FLOW CHART:



Continued...

COMPONENT CONFIGURATION:

NOTE: Since the procedure is the same for both left and right sides, the Service Procedure in this campaign describes the left side procedure for example purposes.



Continued...

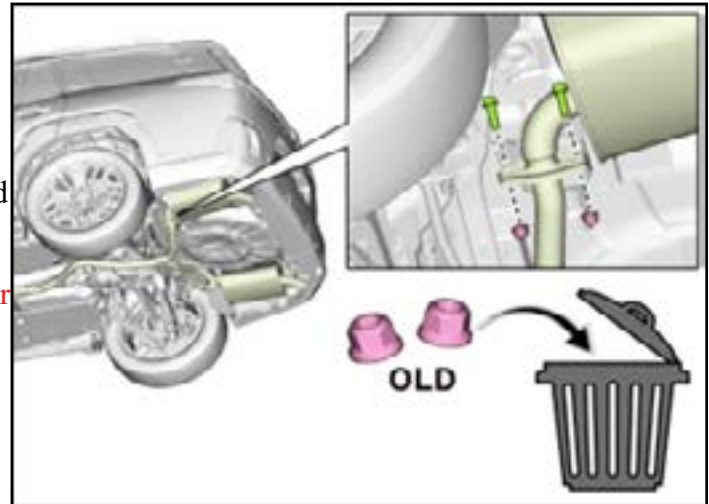
SERVICE PROCEDURE / INFORMATION:

CAUTION: The exhaust pipe may be extremely hot. Always allow sufficient time for the exhaust to cool in order to avoid any possible injury.

STEP 1: Raise the vehicle on a lift.

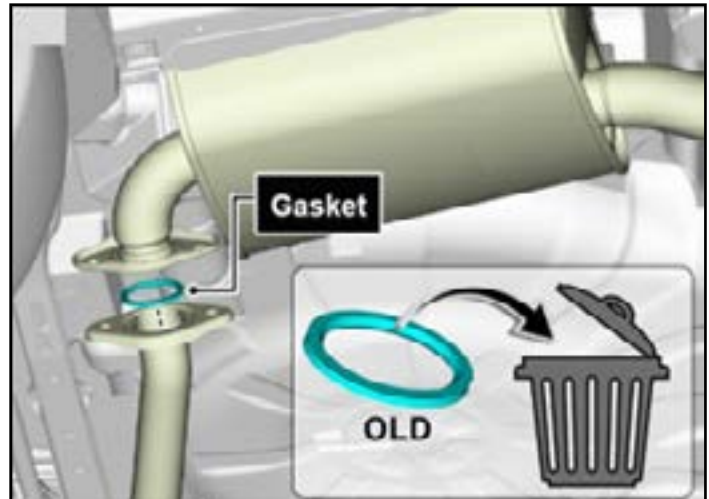
STEP 2: Loosen the nuts securing the rear exhaust pipe and muffler, remove the bolts, and discard the nuts as they are not reusable.

CAUTION: Avoid contact between the muffler and the rear bumper.

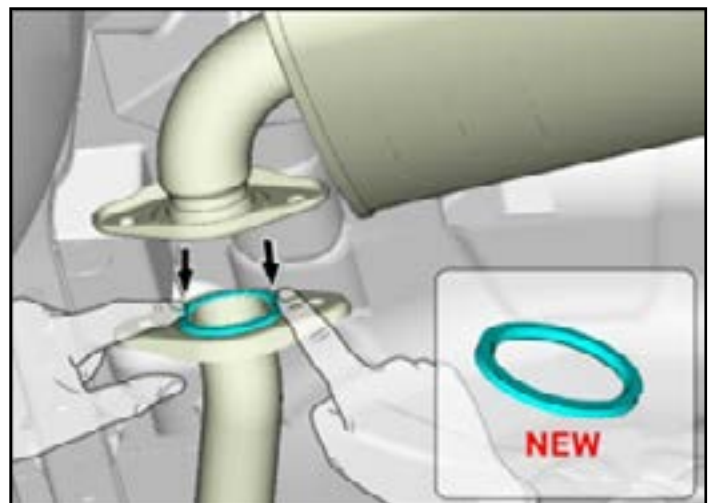


STEP 3: Remove the gasket and discard it as non-reusable.

NOTE: It is not necessary to remove the rear exhaust pipe, or the mufflers from the vehicle to replace the gaskets.



STEP 4: Evenly press on the NEW gasket and install it onto the rear exhaust pipe.



Continued...

STEP 5: Connect the rear exhaust pipe and the mufflers, then secure them hand tight with the bolts and NEW nuts.

STEP 6: Tighten the nuts to **48 Nm (35.4 ft-lb)**.

STEP 7: Replace the RH-side gasket using the same procedure.

STEP 8: Lower the vehicle from the lift.

STEP 9: Start the engine and confirm that there are no exhaust leaks & no noise between the rear exhaust pipe and the mufflers.



CALIFORNIA “VEHICLE EMISSION RECALL - PROOF OF CORRECTION” CERTIFICATE

The California Air Resources Board and the Department of Motor Vehicles Registration/Recall Program requires that all emission related Recall/Campaign or Service Program repairs be completed before a vehicle registration is renewed. Please provide owners of vehicles registered in the state of California a completed “Vehicle Emission Recall - Proof of Correction” certificate. Vehicle owners should be advised to retain this certificate because the California Department of Motor Vehicles may require they provide proof this service program repair has been completed. Additional certificates are available through normal parts ordering channels using part number MSA6P1301. Quantity 1 = 1 booklet of 50 certificates.

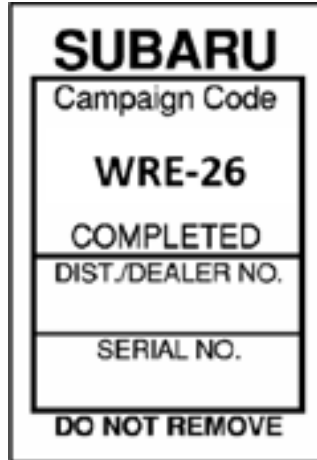
Vehicle Emission Recall - Proof of Correction				
License Number	Make	Year Model	Body Type	Vehicle Identification Number
Manufacturer		Subaru of America, Inc.		
		Recall Number		
The above described vehicle has been repaired, modified and/or equipped with new emission control devices to meet applicable California Emission Control Laws.				
Dealer's Name		Address, City, State and Zip		
Date	Dealer's Authorized Signature			
	X			
Return this certificate to DMV only when required—otherwise retain for your records.				

Continued...

SERVICE PROGRAM IDENTIFICATION LABEL:

Type or print the necessary information on a Campaign Identification Label. The completed label should be attached to the vehicle's upper radiator support. Additional labels are available through normal parts ordering channels. The part number is MSA6P1302, which comes as one sheet of 20 labels.

Part Number	Applicability	Description	Order Quantity
MSA6P1302	All Models	Campaign Completion Labels (contains one sheet of 20 labels)	1



CLAIM REIMBURSEMENT AND ENTRY PROCEDURES:

Credit to perform this recall will be based on properly completed repair order information. Retailers may submit claims through Subarunet.com.

Claim Type	Labor Description	Labor Operation #	Labor Time	Fail Code
RC	Tailpipe/Muffler Gasket R&R	100281	0.3	WRE-26

IMPORTANT REMINDERS:

- SOA strongly discourages the printing and/or local storage of service information as previously released information and electronic publications may be updated at any time.
- Always check for any open recalls or campaigns anytime a vehicle is in for servicing.
- Always refer to STIS for the latest service information before performing any repairs.

Continued...

This notice applies to the VIN identified in the address section printed below



Subaru of America, Inc
PO Box 9103
Camden, NJ 08101-9877
844-373-6614
www.subaru.com

**Subaru Service Program WRE-26
April 2026**

Dear Subaru Owner:

We would like to thank you for your selection of a Subaru vehicle. We take pride in our products and are committed to your continued satisfaction.

In the interest of customer satisfaction, Subaru of America, Inc. (Subaru) is initiating a service program for certain 2026 model year Outlook vehicles equipped with the 2.4L turbo engine and trailer hitch accessory kit.

You received this notice because our records indicate that you currently own one of these vehicles.

REASON FOR THIS SERVICE PROGRAM

An incorrect exhaust gasket may have been installed at the time of installation of your trailer hitch. Under certain conditions, a gap may develop at the joint between the exhaust pipe and the muffler. This gap may increase perceived engine noise during use of your vehicle.

REPAIR

Subaru will replace the muffler gaskets with the correct parts at no cost to you.

HOW LONG WILL THE REPAIR TAKE?

The actual time to perform this repair is approximately 20 minutes. However, it may be necessary to leave your vehicle for a longer period of time to allow your Subaru retailer flexibility in scheduling.

WHAT YOU SHOULD DO

Please contact your Subaru retailer for an appointment to have this repair performed.

CHANGED YOUR ADDRESS OR SOLD YOUR SUBARU?

If you have moved or sold your vehicle, please go to <https://www.subaru.com/support/customer-support.html> to send us your information.

IF YOU NEED FURTHER ASSISTANCE:

To locate the nearest Subaru retailer, you can access our website at www.subaru.com and select 'Find a Retailer'.

IF YOU NEED FURTHER ASSISTANCE:

To locate the nearest Subaru retailer, you can access our website at www.subaru.com and select 'Find a Retailer'.

For additional information, please go to: <http://www.wre26.service-campaign.com>.

- If you need additional assistance, please contact us directly:
By e-mail: Go to www.subaru.com, Customer Support and select 'Contact Us'
- By telephone: 1-844-373-6614
Monday through Friday between 8:00 a.m. and 7:00 p.m. ET
- By U.S. Postal mail: Write us at Subaru of America, Inc.,
Attn: Customer Advocacy Department,
P.O. Box 9103, Camden, NJ 08101-9877

Please contact us immediately if the Subaru retailer fails or is unable to make the necessary repairs free of charge.

Your continued satisfaction with your Subaru is important to us. Please understand that we have taken this action in the interest of your vehicle's proper operation. We sincerely apologize for any inconvenience this matter may cause and urge you to schedule an appointment as soon as possible to have this repair performed.

Sincerely,
Subaru of America, Inc.