

<b>Subject:</b> INFOTAINMENT CENTER DISPLAY AND CONNECTED VEHICLE IMPROPER OPERATION	Service Alert No.: SA-015/26
	Last Issued : 04/20/2026

## BULLETIN NOTES

This Service Alert supersedes the previously issued SA(s) listed below. The changes are noted in Red.

Previous SAs:	Date(s) Issued:
SA-015/26	04/09/26, 03/25/26 and 03/13/26

## APPLICABLE MODEL(S)/VINS

2026 CX-5

## DESCRIPTION

### Index

- Intermittent Globe with a slash icon
- Beep sound near the SOS button and SOS button amber or red LED
- Instrument Cluster Master Warning Light illuminated
- The center display screen is blank
- No data plan message
- DTC U2701:89
- Center Display Home Screen Partial Boot Up
- No Connected Vehicle One Time Passcode (OTP)
- During a Bluetooth® phone call, tapping the navigation icon does not launch Google Maps
- During an Apple CarPlay phone call, the Climate Control full screen menu cannot be accessed
- While the Climate Control screen is displayed in full screen, tapping the Apple CarPlay icon does not launch Apple CarPlay

Some customers may experience the following:

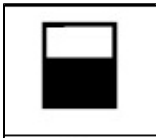
1. Intermittent Globe with a slash icon.



**CONSUMER NOTICE:** The information and instructions in this bulletin are intended for use by skilled technicians. Mazda technicians utilize the proper tools/ equipment and take training to correctly and safely maintain Mazda vehicles. These instructions should not be performed by "do-it-yourselfers." Customers should not assume this bulletin applies to their vehicle or that their vehicle will develop the described concern. To determine if the information applies, customers should contact their nearest authorized Mazda dealership. Mazda North American Operations reserves the right to alter the specifications and contents of this bulletin without obligation or advance notice. All rights reserved. No part of this bulletin may be reproduced in any form or by any means, electronic or mechanical---including photocopying and recording and the use of any kind of information storage and retrieval system ---without permission in writing.



- The Globe with Slash icon indicates that communication between the Cockpit Domain Controller (CDC) and the Data Communication Module (DCM) has not yet been completed.
  - This communication may take up to 90 seconds to complete. During this time, some Mazda Connect 3 functions, such as Google Assistant, will not be available.
  - Once communication is complete, the Globe with Slash icon will be replaced by the reception icon, as shown below.



- If communication between the CDC and DCM does not complete within 90 seconds, the system has experienced an interruption. Advise the customer that Mazda is aware of the condition and is currently working on a resolution. As soon as a resolution becomes available, this Service Alert will be promptly updated and re-released.

**NOTE:** Vehicle driving operation is not affected during this condition.


## 2. Beep sound near the SOS button and SOS button amber or red LED.

- This condition is related to Item 1 above. Advise the customer that Mazda is aware of the condition and is currently working on a resolution. As soon as a resolution becomes available, this Service Alert will be promptly updated and re-released.




**CONSUMER NOTICE:** The information and instructions in this bulletin are intended for use by skilled technicians. Mazda technicians utilize the proper tools/ equipment and take training to correctly and safely maintain Mazda vehicles. These instructions should not be performed by "do-it-yourselfers." Customers should not assume this bulletin applies to their vehicle or that their vehicle will develop the described concern. To determine if the information applies, customers should contact their nearest authorized Mazda dealership. Mazda North American Operations reserves the right to alter the specifications and contents of this bulletin without obligation or advance notice. All rights reserved. No part of this bulletin may be reproduced in any form or by any means, electronic or mechanical--including photocopying and recording and the use of any kind of information storage and retrieval system ---without permission in writing.

## 3. Instrument Cluster Master Warning Light may be illuminated.



- Emergency Call Unit Malfunction Notification.
  - Center Display Home screen --> All Apps --> Maintenance --> Notifications
- This condition is related to Item 1 above. Advise the customer that Mazda is aware of the condition and is currently working on a resolution. As soon as a resolution becomes available, this Service Alert will be promptly updated and re-released.

## 4. The center display screen is blank.

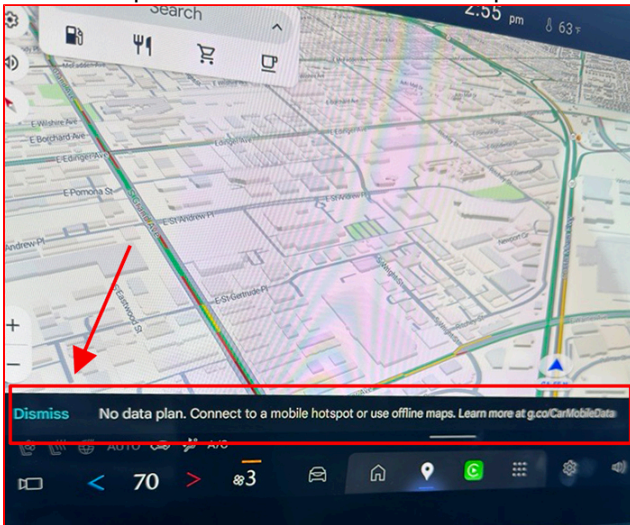


- This condition is related to Item 1 above. Advise the customer that Mazda is aware of the condition and is currently working on a resolution. As soon as a resolution becomes available, this Service Alert will be promptly updated and re-released.

**NOTE:** The rear view camera display while in "Reverse" remains operational during this condition.

**CONSUMER NOTICE:** The information and instructions in this bulletin are intended for use by skilled technicians. Mazda technicians utilize the proper tools/ equipment and take training to correctly and safely maintain Mazda vehicles. These instructions should not be performed by "do-it-yourselfers." Customers should not assume this bulletin applies to their vehicle or that their vehicle will develop the described concern. To determine if the information applies, customers should contact their nearest authorized Mazda dealership. Mazda North American Operations reserves the right to alter the specifications and contents of this bulletin without obligation or advance notice. All rights reserved. No part of this bulletin may be reproduced in any form or by any means, electronic or mechanical--including photocopying and recording and the use of any kind of information storage and retrieval system ---without permission in writing.

5. No data plan. Connect to a mobile hotspot or use offline maps. Learn more at [g.co/CarMobileData](https://g.co/CarMobileData) message.

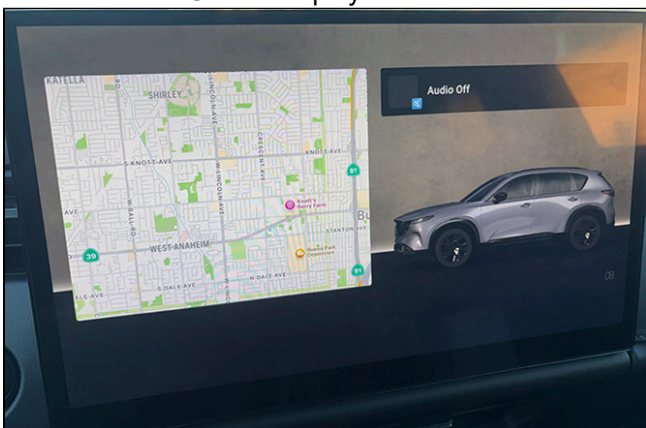


- This message is incorrect.
- It does not affect system operation.
- Dismissing the message may temporarily clear it.
- Please ignore this message at this time.
- This condition is related to Item 1 above. Advise the customer that Mazda is aware of the condition and is currently working on a resolution. As soon as a resolution becomes available, this Service Alert will be promptly updated and re-released.

6. DTC U2701:89 Communication error with cockpit domain controller (CDC)(Ethernet).

- This condition is related to Item 1 above. Advise the customer that Mazda is aware of the condition and is currently working on a resolution. As soon as a resolution becomes available, this Service Alert will be promptly updated and re-released.

7. Infotainment Center Display Home Screen Partial Boot Up.

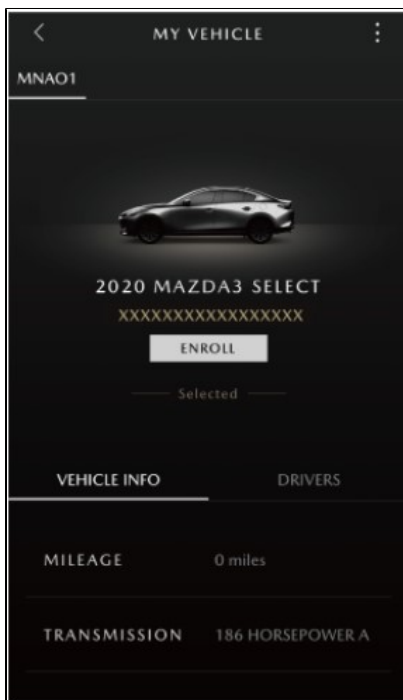


**CONSUMER NOTICE:** The information and instructions in this bulletin are intended for use by skilled technicians. Mazda technicians utilize the proper tools/ equipment and take training to correctly and safely maintain Mazda vehicles. These instructions should not be performed by "do-it-yourselfers." Customers should not assume this bulletin applies to their vehicle or that their vehicle will develop the described concern. To determine if the information applies, customers should contact their nearest authorized Mazda dealership. Mazda North American Operations reserves the right to alter the specifications and contents of this bulletin without obligation or advance notice. All rights reserved. No part of this bulletin may be reproduced in any form or by any means, electronic or mechanical--including photocopying and recording and the use of any kind of information storage and retrieval system ---without permission in writing.

- Top icons are not displayed.
- Bottom climate controls are not displayed.
- Google Voice is inoperative.
- Advise the customer that Mazda is aware of the condition and is currently working on a resolution. As soon as a resolution becomes available, this Service Alert will be promptly updated and re-released.

#### 8. No Connected Vehicle One-Time Passcode (OTP).

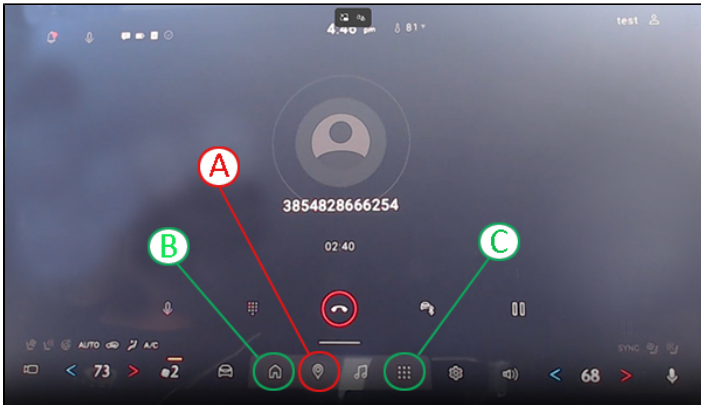
- The MyMazda App OTP request is sent; however, the vehicle's center display does not display the OTP.
- This condition is related to Item 1 above. Advise the customer that Mazda is aware of this condition and is currently working on a resolution. Once a resolution becomes available, this Service Alert will be promptly updated and re-released.



#### 9. During a Bluetooth® phone call, tapping the navigation icon (A) does not launch Google Maps.

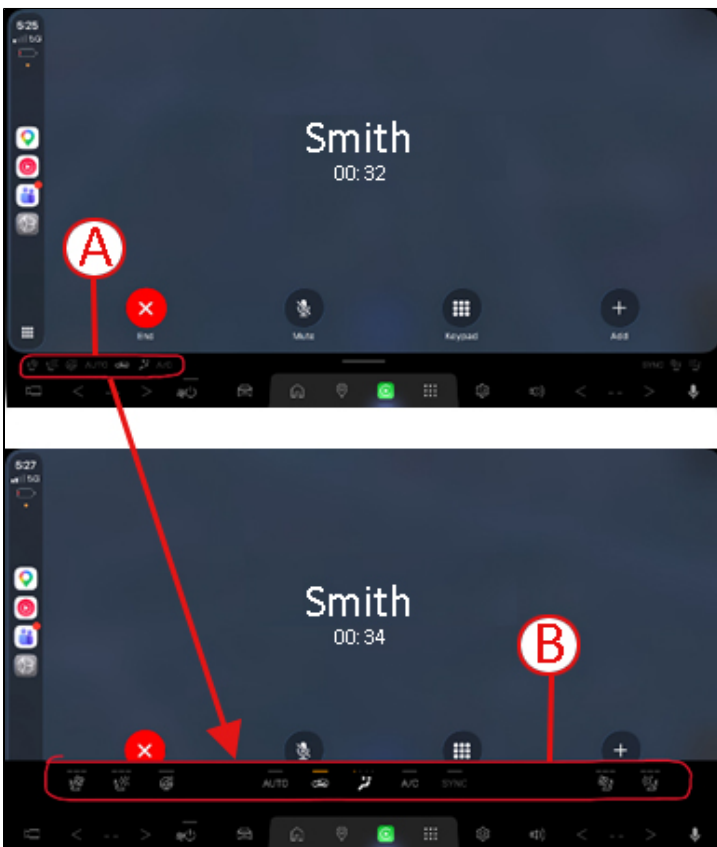
- This is normal system operation.
  - Google Maps is available during a Bluetooth® phone call:
    - Tap the [HOME] button (B) on the navigation bar, then tap the [Map Widget].
    - Tap the [All Apps] button (C) on the navigation bar, then select [Google Maps].

**CONSUMER NOTICE:** The information and instructions in this bulletin are intended for use by skilled technicians. Mazda technicians utilize the proper tools/ equipment and take training to correctly and safely maintain Mazda vehicles. These instructions should not be performed by "do-it-yourselfers." Customers should not assume this bulletin applies to their vehicle or that their vehicle will develop the described concern. To determine if the information applies, customers should contact their nearest authorized Mazda dealership. Mazda North American Operations reserves the right to alter the specifications and contents of this bulletin without obligation or advance notice. All rights reserved. No part of this bulletin may be reproduced in any form or by any means, electronic or mechanical--including photocopying and recording and the use of any kind of information storage and retrieval system ---without permission in writing.



10. During an Apple CarPlay phone call, the Climate Control full screen menu cannot be accessed. This is normal system operation.

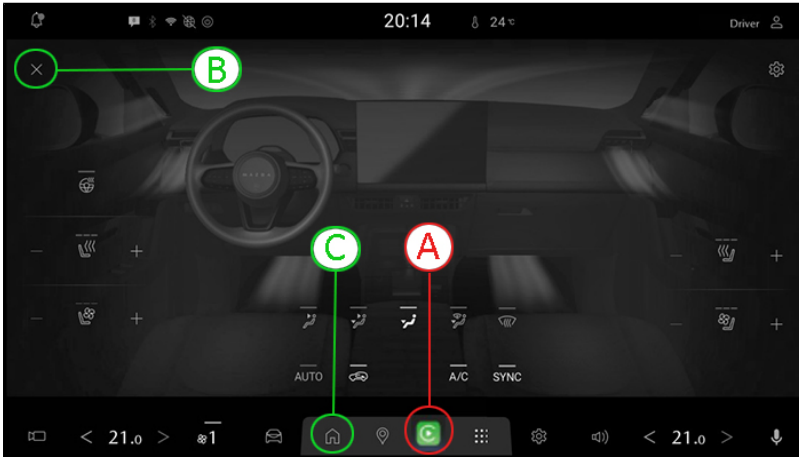
- The Climate Control is available during a Apple Carplay phone call by selecting the area above the menu bar (A), then the Climate Control quick menu (B) will be displayed.



**CONSUMER NOTICE:** The information and instructions in this bulletin are intended for use by skilled technicians. Mazda technicians utilize the proper tools/ equipment and take training to correctly and safely maintain Mazda vehicles. These instructions should not be performed by "do-it-yourselfers." Customers should not assume this bulletin applies to their vehicle or that their vehicle will develop the described concern. To determine if the information applies, customers should contact their nearest authorized Mazda dealership. Mazda North American Operations reserves the right to alter the specifications and contents of this bulletin without obligation or advance notice. All rights reserved. No part of this bulletin may be reproduced in any form or by any means, electronic or mechanical--including photocopying and recording and the use of any kind of information storage and retrieval system ---without permission in writing.

11. While the Climate Control screen is displayed in full screen, tapping the Apple CarPlay icon (A) does not launch Apple CarPlay.

- Because the screen priority is set to “Climate Control screen,” it is not possible to switch directly to the CarPlay screen from the navigation bar.
- Use one of the following methods to return to the CarPlay screen:
  - Tap the “x” button (B) in the upper-left corner of the screen.
  - Tap the HOME button (C) on the navigation bar, then tap the CarPlay button on the navigation bar.



- Swipe downward on the screen.



**CONSUMER NOTICE:** The information and instructions in this bulletin are intended for use by skilled technicians. Mazda technicians utilize the proper tools/ equipment and take training to correctly and safely maintain Mazda vehicles. These instructions should not be performed by “do-it-yourselfers.” Customers should not assume this bulletin applies to their vehicle or that their vehicle will develop the described concern. To determine if the information applies, customers should contact their nearest authorized Mazda dealership. Mazda North American Operations reserves the right to alter the specifications and contents of this bulletin without obligation or advance notice. All rights reserved. No part of this bulletin may be reproduced in any form or by any means, electronic or mechanical—including photocopying and recording and the use of any kind of information storage and retrieval system ---without permission in writing.

**REPAIR PROCEDURE**

*simplified and updated recovery instructions*

**Recovery - Turn off the vehicle and allow it to fully power down to sleep mode**

- Turn off, exit, and lock the vehicle, let it sit for 5+ mins

If the Recovery procedure above does not resolve the issue, perform the following:

- Disconnect the 12V battery negative cable.
- Wait 10+ minutes.
- Reconnect the 12V battery and retest.

Inform the customer that Mazda is aware of the condition and is working on a resolution.

**Vehicle driving operation is not affected during these conditions. No repairs or component replacements should be attempted at this time. The vehicle may be released to the customer.**

**CONSUMER NOTICE:** The information and instructions in this bulletin are intended for use by skilled technicians. Mazda technicians utilize the proper tools/ equipment and take training to correctly and safely maintain Mazda vehicles. These instructions should not be performed by "do-it-yourselfers." Customers should not assume this bulletin applies to their vehicle or that their vehicle will develop the described concern. To determine if the information applies, customers should contact their nearest authorized Mazda dealership. Mazda North American Operations reserves the right to alter the specifications and contents of this bulletin without obligation or advance notice. All rights reserved. No part of this bulletin may be reproduced in any form or by any means, electronic or mechanical---including photocopying and recording and the use of any kind of information storage and retrieval system ---without permission in writing.