Husqvarna Mobility North America, Inc.
30125 KTM Way | Murrieta, CA 92563
1119 Milan Ave. | Amherst, OH 44001
8701 Samuel-Hatt | Chambly, QC, J3L 6V4

Dealer Services Department
P: 855- 282-1054
www.husqvarna-motorcycles.com

HUSQVARNA TECHNICAL BULLETIN HTB2603 – USA

APRIL 2, 2026

RECALL - REMEDY NOTICE

The remedy for this recall is available now

E-THROTTLE ASSEMBLY REPLACEMENT

AFFECTED MODELS:
2022 SVARTPILEN 401
2022 VITPILEN 401
2023 SVARTPILEN 401
2023 VITPILEN 401

RESTRICTIONS: AFFECTED MODELS ARE LINKED BY VIN IN DEALER.NET

THIS MODIFICATION HAS TOP PRIORITY AND MUST BE PERFORMED IMMEDIATELY TO ENSURE CUSTOMER SAFETY

Husqvarna Mobility North America, Inc. had published a prior Technical Bulletin (HTB2506) that informed you to stop the sale of certain affected motorcycles listed above due to affected motorcycles needing to have the e-throttle assembly replaced. The remedy for this recall is now available and following are the details on how it must be performed. Affected motorcycles can be sold after the recall repair is performed.

BASIC INFORMATION:

Husqvarna Mobility North America, Inc. has determined that a defect which relates to motor vehicle safety exists with certain model motorcycles listed above.

On certain motorcycles, water could enter the throttle (e-throttle) control unit and cause it to fail.

A loss of engine power increases the risk of a crash.

To remedy this defect, the original e-throttle assembly on all affected motorcycles must be replaced with the new e-throttle assembly that is now available.

COPYRIGHT NOTICE
The user acknowledges that all components of this technical information are Husqvarna's and/or third parties' copyright protected property. Alteration, assignment, distribution and reproduction are forbidden.
LIMITATION OF LIABILITY
The information included in or available through this technical information may include inaccuracies or errors. In no event shall Husqvarna and/or its suppliers be liable for any damages whatsoever, arising out of or in connection with the use of this technical information. Please always refer to the Husqvarna owners and repair manuals for proper instructions or contact the Husqvarna Dealer Services Department. ©2026 Husqvarna Mobility North America, Inc. – All rights reserved

Husqvarna Mobility North America, Inc.
30125 KTM Way | Murrieta, CA 92563
1119 Milan Ave. | Amherst, OH 44001
8701 Samuel-Hatt | Chambly, QC, J3L 6V4

Dealer Services Department
P: 855- 282-1054
www.husqvarna-motorcycles.com

Husqvarna Mobility North America, Inc. is notifying all registered owners of affected motorcycles by mail. A copy of the customer letter is included in this bulletin. The customer should take the letter along with the affected motorcycle to an authorized Husqvarna motorcycles dealer to have the e-throttle assembly replaced.

Dealers must perform the e-throttle assembly replacement on all affected model motorcycles in their inventory prior to any customer delivery. Any of the affected model motorcycles received directly from Husqvarna Mobility North America, Inc. require the e-throttle assembly replacement prior to customer delivery. Affected motorcycles acquired through dealer transfers or trades must be remedied and checked in Dealer.net to ensure and document that the repair has been performed.

Motorcycles that are affected must not be sold or operated until the repair procedure has been performed as described in this bulletin. It is a violation of Husqvarna Mobility North America, Inc. policy for an authorized Husqvarna motorcycles dealer to deliver any affected motorcycles to customers before the procedure in this bulletin has been performed.

Husqvarna Mobility North America, Inc. must report to the federal government on a regular basis how many motorcycles have been repaired during this campaign. Be sure to submit your warranty request for reimbursement on every motorcycle repaired to ensure accurate compliance numbers.

PROCEDURE FOR REPAIR:

We shall not provide a description of general workshop methods. Likewise, safety rules that apply in a workshop are not specified here. It is assumed that the repair work will be performed by a fully trained mechanic who has completed training or has a corresponding qualification. In the event of uncertainty, the most recent repair manual must be consulted.

In the interest of clarity, some components may be shown disassembled or may not be shown at all. It is not always necessary to disassemble the component to perform the activity in question. Please follow the instructions in the text.

E-throttle assembly replacement instructions

- Replace the e-throttle assembly.

  To exchange the e-throttle assembly please follow the instructions found in the HTML repair manual which can be found in Dealer.net by searching for the particular model in the Download Center of Dealer.net as shown in the example on the next page.

  Go to the chapter titled “Handlebar, controls” and click on the section labeled “Changing the throttle grip” to view the instructions as shown in the example on the next page.

- Perform the initialization run process after completing the e-throttle assembly replacement procedure.

  In the repair manual go to the chapter titled “Throttle valve body” and click on the section labeled “Performing the initialization run” to view the instructions as shown in the example on the next page.

COPYRIGHT NOTICE
The user acknowledges that all components of this technical information are Husqvarna’s and/or third parties’ copyright protected property. Alteration, assignment, distribution and reproduction are forbidden.
LIMITATION OF LIABILITY
The information included in or available through this technical information may include inaccuracies or errors. In no event shall Husqvarna and/or its suppliers be liable for any damages whatsoever, arising out of or in connection with the use of this technical information. Please always refer to the Husqvarna owners and repair manuals for proper instructions or contact the Husqvarna Dealer Services Department. ©2026 Husqvarna Mobility North America, Inc. – All rights reserved

Husqvarna Mobility North America, Inc.
30125 KTM Way | Murrieta, CA 92563
1119 Milan Ave. | Amherst, OH 44001
8701 Samuel-Hatt | Chambly, QC, J3L 6V4

Dealer Services Department
P: 855- 282-1054
www.husqvarna-motorcycles.com

- Check the adjustment of the headlight.

Search for and open the HTML repair manual found in the Download Center.

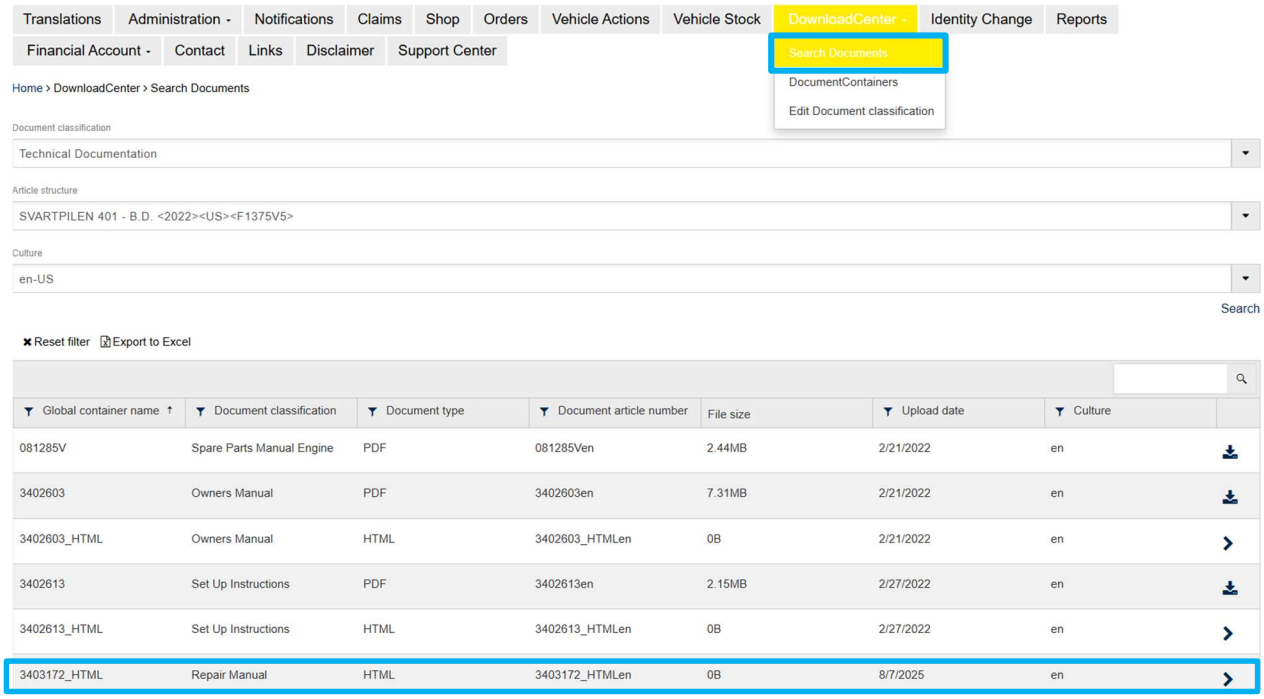

Go to the chapter titled “Handlebar, controls” and click on the section labeled “Changing the throttle grip” to view the instructions for replacing the e-throttle assembly.

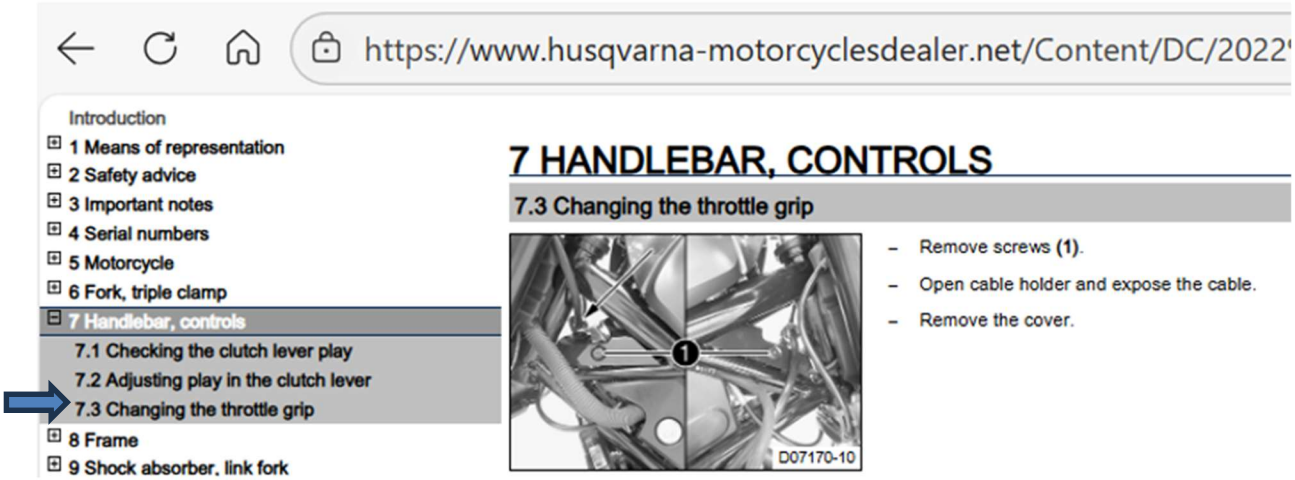

COPYRIGHT NOTICE
The user acknowledges that all components of this technical information are Husqvarna’s and/or third parties’ copyright protected property. Alteration, assignment, distribution and reproduction are forbidden.
LIMITATION OF LIABILITY
The information included in or available through this technical information may include inaccuracies or errors. In no event shall Husqvarna and/or its suppliers be liable for any damages whatsoever, arising out of or in connection with the use of this technical information. Please always refer to the Husqvarna owners and repair manuals for proper instructions or contact the Husqvarna Dealer Services Department. ©2026 Husqvarna Mobility North America, Inc. – All rights reserved

Husqvarna Mobility North America, Inc.
30125 KTM Way | Murrieta, CA 92563
1119 Milan Ave. | Amherst, OH 44001
8701 Samuel-Hatt | Chambly, QC, J3L 6V4

Dealer Services Department
P: 855- 282-1054
www.husqvarna-motorcycles.com

Go to the chapter titled “Throttle valve body” and click on the section labeled “Performing the initialization run” to view the instructions for the initialization process.

https://www.husqvarna-motorcyclesdealer.net/Content/DC/2022%20HV_401%204-Takt-Svartpilen/en/RA_3403172/start.html

Introduction
1 Means of representation
2 Safety advice
3 Important notes
4 Serial numbers
5 Motorcycle
6 Fork, triple clamp
7 Handlebar, controls
8 Frame
9 Shock absorber, link fork
10 Exhaust system
11 Air filter
12 Fuel tank, seat, fairings
13 Wheels
14 Wiring harness, 12-V battery
15 Brake system
16 Combination instrument
17 Lighting system, instruments
18 Engine
19 Clutch
20 Shift mechanism
21 Water pump, cooling system
22 Cylinder head
23 Lubrication system
24 Ignition system
25 Throttle valve body
25.1 Performing the initialization run
26 Technical specifications
27 Cleaning/protective treatment
28 Storage
29 Service schedule
30 Wiring diagram
31 Substances
32 Auxiliary substances
33 Special tools
34 Standards
35 Glossary of technical terms
36 List of abbreviations
37 List of symbols
Index

25 THROTTLE VALVE BODY

25.1 Performing the initialization run

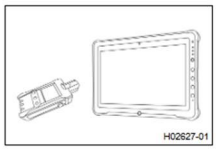

Condition

The diagnostics tool is connected and running.
Software version is up to date. All model-specific variant codes are correct.
The engine is cold.

- Execute **"Engine control unit"** > **"Functions"** > **"Clear specific adaptation values"**.

  Guideline

All subfunctions must be executed.

  ✔ All adaptation values are deleted.
- Switch on the ignition by turning the ignition key to the position O.
- Do not operate the throttle grip and observe the waiting time.

  Guideline

Waiting time without operating the throttle grip	20 s

- Program the gear position sensor.
- Switch off the ignition for 20 seconds.
- Program the shift shaft sensor.
- Program the cruise control system (if available).

Danger

Danger of poisoning Exhaust gases are toxic and inhaling them may result in unconsciousness and death.

- Always make sure there is sufficient ventilation when running the engine.
- Use effective exhaust extraction when starting or running the engine in an enclosed space.

- Start the engine without operating the throttle grip.
- Allow the engine to run at idle speed.

  Guideline

Duration	5 fan cycles
Do not operate the throttle grip during the initialization process.	

Info

If initialization is not completed or if the initialization process was interrupted, the entire process must be restarted.

- Check adaptation values for plausibility and error memory for entries using the diagnostics tool.
- Switch off the ignition for 20 seconds.

COPYRIGHT NOTICE
The user acknowledges that all components of this technical information are Husqvarna’s and/or third parties’ copyright protected property. Alteration, assignment, distribution and reproduction are forbidden.
LIMITATION OF LIABILITY
The information included in or available through this technical information may include inaccuracies or errors. In no event shall Husqvarna and/or its suppliers be liable for any damages whatsoever, arising out of or in connection with the use of this technical information. Please always refer to the Husqvarna owners and repair manuals for proper instructions or contact the Husqvarna Dealer Services Department. ©2026 Husqvarna Mobility North America, Inc. – All rights reserved

Husqvarna Mobility North America, Inc.
30125 KTM Way | Murrieta, CA 92563
1119 Milan Ave. | Amherst, OH 44001
8701 Samuel-Hatt | Chambly, QC, J3L 6V4

Dealer Services Department
P: 855- 282-1054
www.husqvarna-motorcycles.com

Note:

Destroy the old part by cutting off the connector, attach a photo of the destroyed part to the warranty claim. Improved parts can be recognized at the label attached or printed to the wiring of the part (see fig.1). Use only parts with production date starting with 26 (see example in fig.1).



Figure 1 – DMC label on e-throttle wiring

COPYRIGHT NOTICE
The user acknowledges that all components of this technical information are Husqvarna's and/or third parties' copyright protected property. Alteration, assignment, distribution and reproduction are forbidden.
LIMITATION OF LIABILITY
The information included in or available through this technical information may include inaccuracies or errors. In no event shall Husqvarna and/or its suppliers be liable for any damages whatsoever, arising out of or in connection with the use of this technical information. Please always refer to the Husqvarna owners and repair manuals for proper instructions or contact the Husqvarna Dealer Services Department. ©2026 Husqvarna Mobility North America, Inc. – All rights reserved

Husqvarna Mobility North America, Inc.
30125 KTM Way | Murrieta, CA 92563
1119 Milan Ave. | Amherst, OH 44001
8701 Samuel-Hatt | Chambly, QC, J3L 6V4

Dealer Services Department
P: 855- 282-1054
www.husqvarna-motorcycles.com

VEHICLE LOCK INFORMATION:

Unsold motorcycles that are linked to this recall are locked in the vehicle history. The vehicle lock prevents the motorcycle from being retailed to a customer before the recall is performed. In order to unlock the vehicle you must perform the recall and then submit a TI claim. After the TI claim is submitted it will be possible to unlock and retail the motorcycle.

PARTS ORDERING:

Note: The VITPILEN and SVARTPILEN use different part numbers for the e-throttle.

Make sure to order correct part number that matches the model the e-throttle is being replaced on.

Order the following part number for a **VITPILEN 401**

1 piece **286**11012044 – E-GAS cpl. without grip heater

Order the following part number for a **SVARTPILEN 401**

1 piece **281**11012044 – E-GAS cpl. without grip heater

WARRANTY INPUT INFORMATION:

This Technical Bulletin only affects certain VIN numbers! Please check the VIN by performing a Motorcycle History search in Husqvarna Dealer.net to determine if it's affected. If the motorcycle is affected you will see a link to the bulletin and its repair status in the history results. Husqvarna Mobility North America, Inc. will not warranty units whose VIN numbers are not listed as this bulletin does not apply to them. It is the responsibility of the dealer to determine if the unit requires this update by checking the vehicle history and understanding the instructions provided by this bulletin.

To submit a TI claim click the arrow on the right side of the corresponding technical information message to start the claim process.

You can now choose the TI Number from the list. The TI number for this procedure is according to the repairs performed and listed in the warranty claim input information; click **Continue with selected action code**.
The Warranty Claim is automatically entered for you, including parts & labor. You must enter additional information in the required fields marked with an asterisk "*" before submitting the claim to Husqvarna motorcycles. The flat rate time for this repair is based on the action performed and provided in minutes.

COPYRIGHT NOTICE
The user acknowledges that all components of this technical information are Husqvarna's and/or third parties' copyright protected property. Alteration, assignment, distribution and reproduction are forbidden.
LIMITATION OF LIABILITY
The information included in or available through this technical information may include inaccuracies or errors. In no event shall Husqvarna and/or its suppliers be liable for any damages whatsoever, arising out of or in connection with the use of this technical information. Please always refer to the Husqvarna owners and repair manuals for proper instructions or contact the Husqvarna Dealer Services Department. ©2026 Husqvarna Mobility North America, Inc. – All rights reserved

Husqvarna Mobility North America, Inc.
30125 KTM Way | Murrieta, CA 92563
1119 Milan Ave. | Amherst, OH 44001
8701 Samuel-Hatt | Chambly, QC, J3L 6V4

Dealer Services Department
P: 855- 282-1054
www.husqvarna-motorcycles.com

Warranty type:
TI-Warranty
Assembly group:
02 – HANDLEBAR, CONTROLS
Failure code:
900 - Damage assessment at the manufacturer
Failure causing part:
J900000604001 – **Set screw w. hexagon socket M6x40**
Action code, parts, labor:
Exchange E-GAS cpl. without grip heater at HUSQVARNA VITPILEN Action code: **02_2646479_00** Labor: **22 Minutes** Parts: **1 piece #28611012044 – E-GAS cpl. without grip heater** **Exchange E-GAS cpl. without grip heater at HUSQVARNA SVARTPILEN** Action code: **02_264679_01** Labor: **22 Minutes** Parts: **1 piece #28111012044 – E-GAS cpl. without grip heater**
Are stock parts affected
Yes

COPYRIGHT NOTICE
The user acknowledges that all components of this technical information are Husqvarna's and/or third parties' copyright protected property. Alteration, assignment, distribution and reproduction are forbidden.
LIMITATION OF LIABILITY
The information included in or available through this technical information may include inaccuracies or errors. In no event shall Husqvarna and/or its suppliers be liable for any damages whatsoever, arising out of or in connection with the use of this technical information. Please always refer to the Husqvarna owners and repair manuals for proper instructions or contact the Husqvarna Dealer Services Department. ©2026 Husqvarna Mobility North America, Inc. – All rights reserved

Husqvarna Mobility North America, Inc.
30125 KTM Way | Murrieta, CA 92563
1119 Milan Ave. | Amherst, OH 44001
8701 Samuel-Hatt | Chambly, QC, J3L 6V4

Dealer Services Department
P: 855- 282-1054
www.husqvarna-motorcycles.com

IMPORTANT SAFETY RECALL NOTICE (Remedy Notice)
NHTSA Recall No. XX-XXXX

This notice applies to your motorcycle, VIN: «Vin» 1/xx/2026
«PdiFirstName» «PdiLastName»
«PdiAddress1»
«PdiCity», «PdiProvince» «PdiPostalCode»

RE: Affected models:
2022 SVARTPILEN 401
2022 VITPILEN 401
2023 SVARTPILEN 401
2023 VITPILEN 401

Dear Husqvarna motorcycle customer,

This notice is sent to you in accordance with the requirements of the National Traffic and Motor Vehicle Safety Act.

Husqvarna Mobility North America, Inc. has determined that a defect which relates to motor vehicle safety exists with certain model motorcycles listed above.

On certain motorcycles, water could enter the throttle (e-throttle) control unit and cause it to fail.

A loss of engine power increases the risk of a crash.

To remedy this defect, dealers will replace the e-throttle assembly on all affected motorcycles, free of charge.

Please contact your authorized Husqvarna motorcycles dealer (log onto www.husqvarna-motorcycles.com for a complete dealer listing) as soon as possible to arrange having the e-throttle assembly replaced. It is suggested that you call your local authorized Husqvarna motorcycles dealer to make an appointment to have the recall repair performed. The procedure will take approximately 30 minutes. However, it may be necessary to leave your motorcycle with the dealer for a longer period of time depending on their work schedule and if they need to order replacement parts. Please present a copy of this letter along with your motorcycle to your local authorized Husqvarna motorcycles dealer.

If you have any questions related to the content of this letter, please contact Husqvarna Mobility North America, Inc. Customer Relations at (888) 985-6090 for assistance.

If your dealer fails or is unable to remedy this defect without charge, or within a reasonable amount of time, you may submit a written complaint to Administrator, National Highway Traffic Safety Administration, 1200 New Jersey Avenue, S.E., Washington, DC 20590 or call 1-888-327-4236 (TTY: 1-800-424-9153); or go to http://www.nhtsa.gov

If you have sold, traded or no longer own this motorcycle, it is important for the safety of the current owner that you inform Husqvarna Mobility North America, Inc. of current ownership or unknown ownership status by returning the second page of this letter in the enclosed self-addressed prepaid postage envelope.

If you are a vehicle lessor, Federal Regulations require you to forward this notice to your lessee within ten days.

If you have already paid for a repair related to this concern before the date of this letter, you may be eligible for reimbursement. Please contact Husqvarna motorcycles Customer Relations at the number above for more information.

COPYRIGHT NOTICE
The user acknowledges that all components of this technical information are Husqvarna's and/or third parties' copyright protected property. Alteration, assignment, distribution and reproduction are forbidden.
LIMITATION OF LIABILITY
The information included in or available through this technical information may include inaccuracies or errors. In no event shall Husqvarna and/or its suppliers be liable for any damages whatsoever, arising out of or in connection with the use of this technical information. Please always refer to the Husqvarna owners and repair manuals for proper instructions or contact the Husqvarna Dealer Services Department. ©2026 Husqvarna Mobility North America, Inc. – All rights reserved

Husqvarna Mobility North America, Inc.
30125 KTM Way | Murrieta, CA 92563
1119 Milan Ave. | Amherst, OH 44001
8701 Samuel-Hatt | Chambly, QC, J3L 6V4

Dealer Services Department
P: 855- 282-1054
www.husqvarna-motorcycles.com

We apologize for any inconvenience and want to assure you that our commitment together with all Husqvarna motorcycles dealers is to provide you with the highest level of service, support and customer satisfaction.

Best Regards,
Dealer Services Department
Husqvarna Mobility North America, Inc.

COPYRIGHT NOTICE
The user acknowledges that all components of this technical information are Husqvarna's and/or third parties' copyright protected property. Alteration, assignment, distribution and reproduction are forbidden.
LIMITATION OF LIABILITY
The information included in or available through this technical information may include inaccuracies or errors. In no event shall Husqvarna and/or its suppliers be liable for any damages whatsoever, arising out of or in connection with the use of this technical information. Please always refer to the Husqvarna owners and repair manuals for proper instructions or contact the Husqvarna Dealer Services Department. ©2026 Husqvarna Mobility North America, Inc. – All rights reserved