

WSG4 - Replacing Luggage Compartment Cover (Workshop Campaign)

Change
Overview:

Revision	Date	Change
0	10/16/2025	▪ First publication
1	03/03/2026	▪ Update to Part Info

Model Year: **As of 2023 up to 2026**

Model Line: **Macan (XAB)**


Concerns: **Luggage compartment cover**

Cause: **On the affected vehicles, it is possible that the strength of the side bearing pins on the luggage compartment cover cannot be ensured over a prolonged period of use owing to the luggage compartment cover being frequently removed and reinstalled.**

Action: Replace the luggage compartment cover.

Affected Vehicles: Only vehicles assigned to the campaign (see also PCSS Vehicle Information).

Installation
Position:



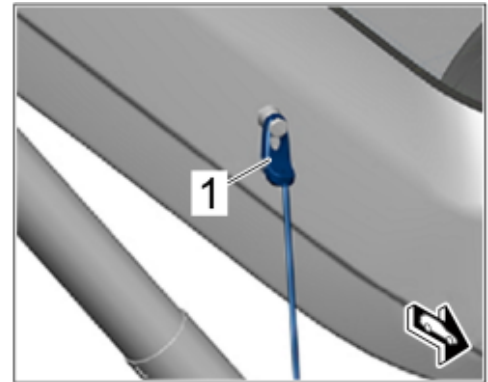
Installation position

Required parts

Part Info:	Part No.	Designation	Quantity
	V04015001NNBLK	⇒ Luggage compartment lid	1 piece


Replacing luggage compartment cover

Work Procedure: 1 Disengage retaining strap ⇒ *Retaining strap -1-* at the left and right.



Retaining strap

- 2 Guide luggage compartment cover ⇒ *Luggage compartment cover -1-* in ⇒ *Luggage compartment cover -Arrow direction-* out of the side trim panel for the rear luggage compartment and remove it.
- 3 Insert the **new** luggage compartment cover in the rear luggage compartment side trim panel and install retaining straps at the left and right.
- 4 Enter the campaign in the Warranty and Maintenance Logbook.



Luggage compartment cover

Warranty processing**Information**

The specified labor time was determined specifically for carrying out this campaign and includes all necessary preliminary and subsequent work. The labor time can differ from the labor time published in the Labor Operation List in the PCSS.

Scope 1:

Replacing luggage compartment cover**Labor time:**

Replacing luggage compartment cover

Labor time: **9 TU****Required parts:**

V04015001NN BLK

Luggage compartment lid

1 piece

⇒ **Damage number WSG4 066 000 2**

Important Notice: Technical Bulletins issued by Porsche Cars North America, Inc. are intended only for use by professional automotive technicians who have attended Porsche service training courses. They are written to inform those technicians of conditions that may occur on some Porsche vehicles, or to provide information that could assist in the proper servicing of a vehicle. Porsche special tools may be necessary in order to perform certain operations identified in these bulletins. Use of tools and procedures other than those Porsche recommends in these bulletins may be detrimental to the safe operation of your vehicle, and may endanger the people working on it. Properly trained Porsche technicians have the equipment, tools, safety instructions, and know-how to do the job properly and safely. Part numbers listed in these bulletins are for reference only. The work procedures updated electronically in the Porsche PIWIS diagnostic and testing device take precedence and, in the event of a discrepancy, the work procedures in the PIWIS Tester are the ones that must be followed.

© 2026 Porsche Cars North America, Inc.