

# Service Alert

Mazda North American Operations  
Irvine, CA 92618-2922



<b>Subject:</b>  INFOTAINMENT CENTER DISPLAY AND CONNECTED VEHICLE IMPROPER OPERATION	<b>Service Alert No.:</b> SA-015/26
	<b>Last Issued :</b> 03/25/2026

## BULLETIN NOTES

This Service Alert supersedes the previously issued SA(s) listed below. The changes are noted in Red.

Previous SAs:	Date(s) Issued:
SA-015/26	03/13/26

## APPLICABLE MODEL(S)/VINS

2026 CX-5 (KM)

## DESCRIPTION

### Index

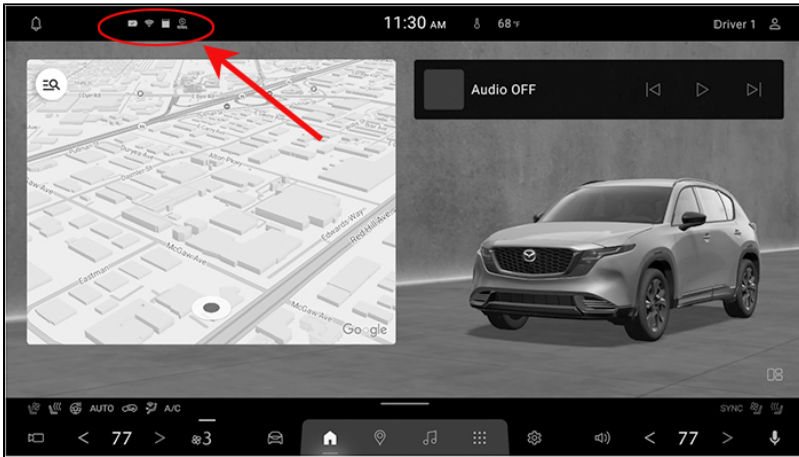
- Intermittent Globe with a slash icon
- Beep sound near the SOS button and SOS button amber or red LED
- Instrument Cluster Master Warning Light illuminated
- The center display screen is blank
- No data plan message
- DTC U2701:89

Some customers may experience the following:

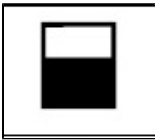
1. Intermittent Globe with a slash icon



**CONSUMER NOTICE:** The information and instructions in this bulletin are intended for use by skilled technicians. Mazda technicians utilize the proper tools/ equipment and take training to correctly and safely maintain Mazda vehicles. These instructions should not be performed by "do-it-yourselfers." Customers should not assume this bulletin applies to their vehicle or that their vehicle will develop the described concern. To determine if the information applies, customers should contact their nearest authorized Mazda dealership. Mazda North American Operations reserves the right to alter the specifications and contents of this bulletin without obligation or advance notice. All rights reserved. No part of this bulletin may be reproduced in any form or by any means, electronic or mechanical---including photocopying and recording and the use of any kind of information storage and retrieval system ---without permission in writing.



- The Globe with Slash icon indicates that communication between the Cockpit Domain Controller (CDC) and the Data Communication Module (DCM) has not yet been completed.
  - This communication may take up to 90 seconds to complete. During this time, some Mazda Connect 3 functions, such as Google Assistant, will not be available.
  - Once communication is complete, the Globe with Slash icon will be replaced by the reception icon, as shown below.



- If communication between the CDC and DCM does not complete within 90 seconds, the system has experienced an interruption. Advise the customer that Mazda is aware of the condition and is currently working on a resolution. As soon as a resolution becomes available, this Service Alert will be promptly updated and re-released.
  - **NOTE:** Vehicle driving operation is not affected during this condition.

## 2. Beep sound near the SOS button and SOS button amber or red LED

- This condition is related to Item 1 above. Advise the customer that Mazda is aware of the condition and is currently working on a resolution. As soon as a resolution becomes available, this Service Alert will be promptly updated and re-released.




**CONSUMER NOTICE:** The information and instructions in this bulletin are intended for use by skilled technicians. Mazda technicians utilize the proper tools/ equipment and take training to correctly and safely maintain Mazda vehicles. These instructions should not be performed by "do-it-yourselfers." Customers should not assume this bulletin applies to their vehicle or that their vehicle will develop the described concern. To determine if the information applies, customers should contact their nearest authorized Mazda dealership. Mazda North American Operations reserves the right to alter the specifications and contents of this bulletin without obligation or advance notice. All rights reserved. No part of this bulletin may be reproduced in any form or by any means, electronic or mechanical--including photocopying and recording and the use of any kind of information storage and retrieval system ---without permission in writing.

### 3. Instrument Cluster Master Warning Light may be illuminated



- Emergency Call Unit Malfunction Notification
  - Center Display Home screen --> All Apps --> Maintenance --> Notifications
- This condition is related to Item 1 above. Advise the customer that Mazda is aware of the condition and is currently working on a resolution. As soon as a resolution becomes available, this Service Alert will be promptly updated and re-released.

### 4. The center display screen is blank

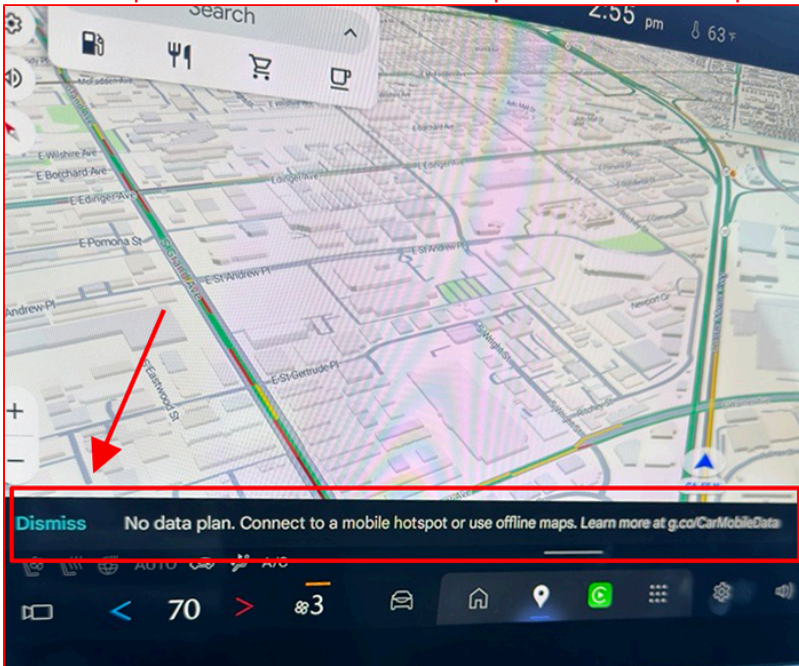


- This condition is related to Item 1 above. Advise the customer that Mazda is aware of the condition and is currently working on a resolution. As soon as a resolution becomes available, this Service Alert will be promptly updated and re-released.

**NOTE:** The rear view camera display while in "Reverse" remains operational during this condition.

**CONSUMER NOTICE:** The information and instructions in this bulletin are intended for use by skilled technicians. Mazda technicians utilize the proper tools/ equipment and take training to correctly and safely maintain Mazda vehicles. These instructions should not be performed by "do-it-yourselfers." Customers should not assume this bulletin applies to their vehicle or that their vehicle will develop the described concern. To determine if the information applies, customers should contact their nearest authorized Mazda dealership. Mazda North American Operations reserves the right to alter the specifications and contents of this bulletin without obligation or advance notice. All rights reserved. No part of this bulletin may be reproduced in any form or by any means, electronic or mechanical---including photocopying and recording and the use of any kind of information storage and retrieval system ---without permission in writing.

5. No data plan. Connect to a mobile hotspot or use offline maps. learn more at [g.co/CarMobileData](https://g.co/CarMobileData) message



- This message is incorrect.
- It does not affect system operation.
- Dismissing the message may temporarily clear it.
- Please ignore this message at this time.
- This condition is related to Item 1 above. Advise the customer that Mazda is aware of the condition and is currently working on a resolution. As soon as a resolution becomes available, this Service Alert will be promptly updated and re-released.

6. DTC U2701:89 Communication error with cockpit domain controller (CDC)(Ethernet)


- This condition is related to Item 1 above. Advise the customer that Mazda is aware of the condition and is currently working on a resolution. As soon as a resolution becomes available, this Service Alert will be promptly updated and re-released.

**CONSUMER NOTICE:** The information and instructions in this bulletin are intended for use by skilled technicians. Mazda technicians utilize the proper tools/ equipment and take training to correctly and safely maintain Mazda vehicles. These instructions should not be performed by "do-it-yourselfers." Customers should not assume this bulletin applies to their vehicle or that their vehicle will develop the described concern. To determine if the information applies, customers should contact their nearest authorized Mazda dealership. Mazda North American Operations reserves the right to alter the specifications and contents of this bulletin without obligation or advance notice. All rights reserved. No part of this bulletin may be reproduced in any form or by any means, electronic or mechanical--including photocopying and recording and the use of any kind of information storage and retrieval system ---without permission in writing.

## Recovery

The system may recover on its own:

- After several minutes of driving.
- After Ignition OFF, close doors/trunk/liftgate/hood and wait approximately 3 minutes to put the vehicle in sleep mode, then turn ignition back ON.
  - Sleep mode can be confirmed by monitoring USB-C port LED's. LED's are off when in sleep mode.



## REPAIR PROCEDURE

If the Recovery procedure above does not resolve the issue, perform the following:

1. Disconnect the 12V battery.
2. Wait about 1 minute.
3. Reconnect the 12V battery and retest.

Inform the customer that Mazda is aware of the condition and is working on a resolution.

**Vehicle driving operation is not affected during these conditions. No repairs or component replacements should be attempted at this time. Vehicle may be released to the customer.**

**CONSUMER NOTICE:** The information and instructions in this bulletin are intended for use by skilled technicians. Mazda technicians utilize the proper tools/ equipment and take training to correctly and safely maintain Mazda vehicles. These instructions should not be performed by "do-it-yourselfers." Customers should not assume this bulletin applies to their vehicle or that their vehicle will develop the described concern. To determine if the information applies, customers should contact their nearest authorized Mazda dealership. Mazda North American Operations reserves the right to alter the specifications and contents of this bulletin without obligation or advance notice. All rights reserved. No part of this bulletin may be reproduced in any form or by any means, electronic or mechanical---including photocopying and recording and the use of any kind of information storage and retrieval system ---without permission in writing.