

Quality Bulletin

TITLE:

**Service Action SP1080: PS3 Tailgate Leakage
Model Year 2025 Polestar 3**

GROUP: 83	NO: SP1080	ISSUING DEPARTMENT: Product, Safety and Compliance	CAR MARKET: United States	
REVISIONS:			ISSUE DATE: 2026-02-13	STATUS DATE: 2026-02-18
Page 1 of 6				

BULLETIN REFERENCE

- A. SERVICE ACTION SP1080 DESCRIPTION
- B. VEHICLES INVOLVED
- C. PORT VEHICLES
- D. PARTS INFORMATION
- E. OWNER NOTIFICATION
- F. VEHICLES IN INVENTORY
- G. SERVICE POINT RESPONSIBILITY
- H. TECHNICIAN COMPETENCY REQUIREMENT
- I. REIMBURSEMENT PROCEDURES & ALLOWANCE
- J. CORRECTIVE ACTIONS

A. SERVICE ACTION SP1080 DESCRIPTION

The concern with the tailgate is that 5 holes are drilled and not resealed which may cause water intrusion into the tailgate.

QB-S: Polestar has decided that all cars, concerned by this QB, shall be modified in accordance with this QB, at first workshop visit.

A total of 1,227 U.S. vehicles are affected by this service action.

B. VEHICLES INVOLVED

NOTE: SERVICE POINT MUST CONFIRM VEHICLE ELIGIBILITY PRIOR TO BEGINNING THE REPAIR FOR THIS SERVICE ACTION.

Vehicle eligibility must be confirmed:

- VIDA – Profile the vehicle and confirm SP1080 is included under mandatory claim types.
- Navigate to planning & diagnostics / claim types to see mandatory claim types. See SMB00-033P as a guide.

Quality Bulletin SP1080

All vehicles must be checked for any incomplete Recalls, Service Campaigns, or Service Upgrades. All open Recall, Service Campaign or Service Action repairs must be completed.

C. PORT VEHICLES

NOT all eligible vehicles arriving from the ports will have this Service Action completed. Vehicle eligibility must be confirmed as outlined in Step B. above.

D. PARTS / PARTS RETURN

Würth FixAll part 089330190.

If needed spare nozzles are available from Würth, 08910005.

E. OWNER NOTIFICATION

No Owner Notification.

F. VEHICLES IN INVENTORY

Vehicles in Service Point inventory must be completed prior to sale.

G. SERVICE POINT RESPONSIBILITY

All vehicles qualifying for this Service Action must be repaired prior to a customer taking possession of the vehicle.

H. TECHNICIAN COMPETENCY REQUIREMENT

The technician's competency requirement for this campaign repair is: Quality.

I. REIMBURSEMENT PROCEDURES & ALLOWANCE

Service Action SP1080 claims should be submitted using the LONG FORM application only.

Claim Type: SP1080

Cause Code: 02

CSC Code: XW

Main OP: 99924-2

Please utilize the sublet to cover the Würth part.

<u>Operation Number</u>	<u>Repair Description</u>	<u>Qty</u>	<u>Models</u>	<u>Labor Time</u>
99924-2	General Reimbursement acc. To QB	1	Polestar 3	0.4
97083-2	Sublet QB	1	Polestar 3	0.0

*Labor times provided are current at the time of release and are subject to change: Claims will be paid at the time in effect on the repair date.

J. CORRECTIVE ACTIONS

In the instruction inside of the cavity where it is marked for sealing, there you will see 1 drilled hole around 6mm in diameter that needs to be covered.

Example photos below:





Title	Tailgate/trunk lid panel	Page	1 (3)
Action	Adjustment	Operation number:	99924-2

Issue	Date	Reason
1	2026-01	First issue

Affected vehicles

Model year	Model
2025	Polestar 3

Materials

Materials	Qty.	Part No.	Notes
Isopropanol	0.1		
Würth FixAll		089330190	Order through Würth

Special tools

Description	Part No.
Clip tool	981 4187

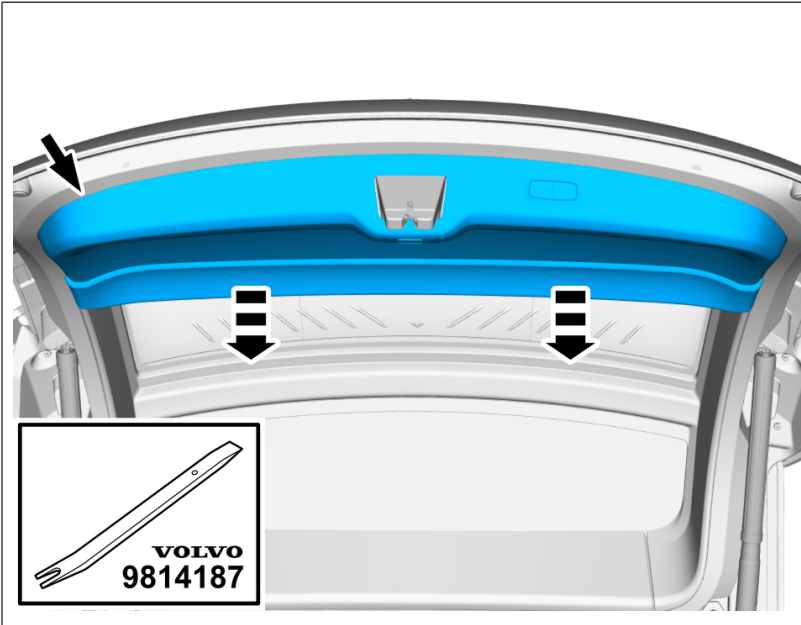
In the instruction inside of the cavity where it is marked for sealing, there you will see 1 drilled hole around 6mm in diameter that needs to be covered.
Example photos below:




Removal

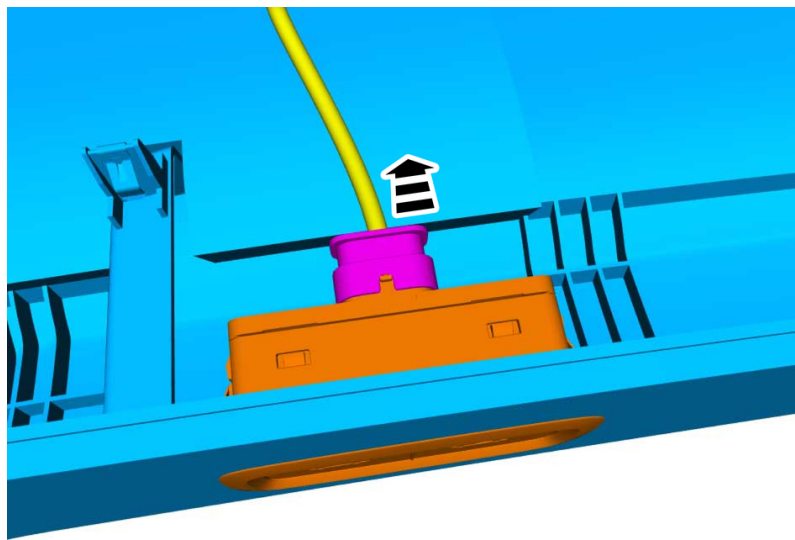
Remove the panel.

Special Tool: T9814187, Clip tool



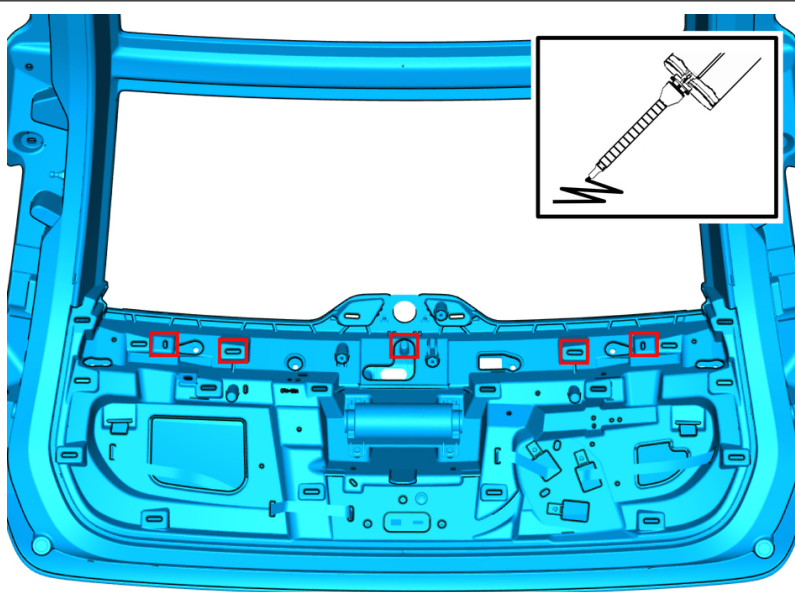
Disconnect the connector.





Disconnect the connector.

Filling



Caution! Make sure that the area around the component is clean and free of foreign material.

Note! Orientation view

Use: Isopropanol and Wurth 089350004

Installation

Reinstall the removed parts in reverse order.