

Technical Journal

TITLE:

Axle Bellows Noise

REF NO: TJ 35811.3.0	ISSUING DEPARTMENT: Technical Service	CAR MARKET: United States and Canada	
PARTNER: 3 US 7515 Polestar		ISSUE DATE: 2025-12-01	STATUS DATE: 2025-12-10
FUNC GROUP: 4620	FUNC DESC: Front axle casing	Page 1 of 5	

Rows beginning with * are modified

Note! If using a printed copy of this Technical Journal, first check for the latest online version.

Attachment

File Name	File Size
TJI-520443-2_1_3_en-US.pdf	0.3237 MB

DESCRIPTION:

*Adding Vehicle Type 814.

If a noise occurs from the front drive shaft bellows during slow driving and/or turning (e.g., parking maneuvers), follow the instructions under "Service".

CSC Customer Symptom Codes

Code	Description
D2	Front/rear axle/Unusual noise

DTC Diagnostic Trouble Codes

Vehicle Type

Type	Eng	Eng Desc	Sales	Body	Gear	Steer	Model Year	Plant	Chassis range	Struc Week Range
534							2021-9999	19	-	202007-999952
814							2024-9999		-	202344-999952

Technical Journal 35811.3.0

SERVICE:

*Clean the bellows with a dry cloth and apply spray oil, Wurth part number 089310650, on the bellows.

If possible, please perform this operation again two weeks after the first application.

Warranty claim info:

To get a warranty claim accepted for a job described in this TJ, use the corresponding VST OP stated in this TJ.

Note that the TJ number must be stated in the repair order text.

VST Operation Number

VST Operation Number	Description
99922-2	Boot, driveshaft constant velocity joint , outer

LABOR TIME:

Labor time subject to change without notice.

VEHICLE REPORT:

Yes, please submit a Vehicle Report if the service solution described in this TJ has no effect. Use the concern area "Vehicle Report Polestar" and the sub-concern area "Support Not Needed Polestar", use function group 4620.

To view TJ attachment continue to next page. This TJ has one attachment.



Volvo Car Customer Service

TJ Instruction VCC-520443-2

Title	Boot, driveshaft constant velocity joint , outer	Page	1 (3)
Action	Product fix	Operation number:	99922-2

Issue	Date	Reason
1	2020-01	First issue

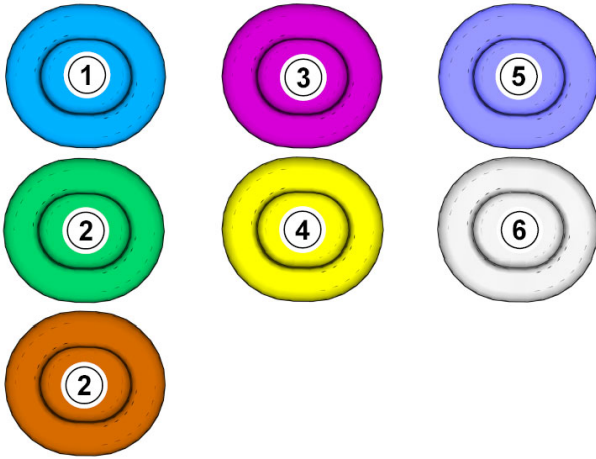
Affected vehicles

Model year	Model
2021, 2022	Polestar 2
2024, 2025	Polestar 4

Materials

Materials	Qty.	Part No.	Notes
Wax	0.1	30787812	

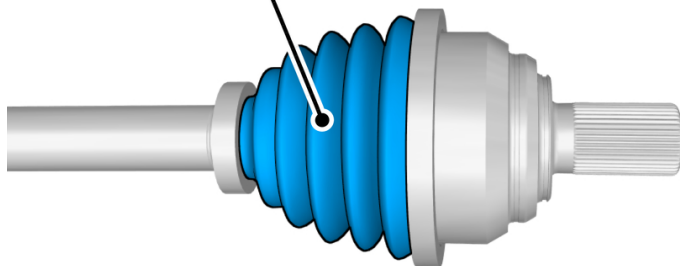
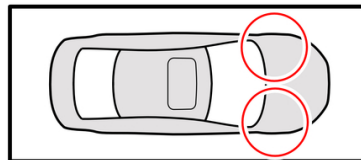
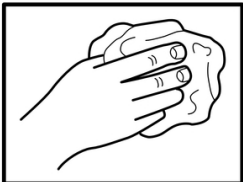
Color symbols



Note! This colour chart displays (in colour print and electronic version) the importance of the different colours used in the images of the method steps.

- 1 . Used for focused component, the component with which you will do something.
- 2 . Used as extra colors when you need to show or differentiate additional parts.
- 3 . Used for attachments that are to be removed/installed. May be screws, clips, connectors, etc.
- 4 . Used when the component is not fully removed from the vehicle but only hung to the side.
- 5 . Used for standard tools and special tools.
- 6 . Used as background color for vehicle components.

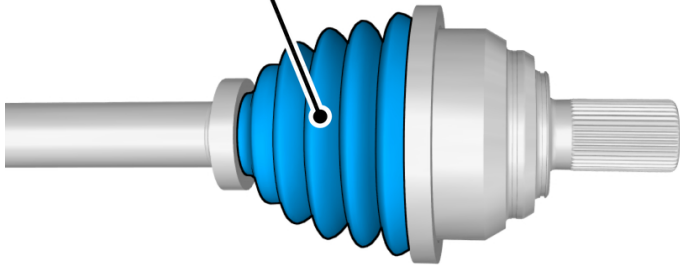

Cleaning



Caution! Use lint free cloth.

Note! Make sure that the component is clean and free of foreign material.

Wipe off



Apply a thin and even layer.
On both sides.

Use: Wax , 30787812