

<b>Subject:</b> INFOTAINMENT FADER OPERATION (6 SPEAKER INFOTAINMENT SYSTEM)	<b>Service Alert No.:</b> SA-006/25
	<b>Last Issued :</b> 12/09/2025

## BULLETIN NOTES


This Service Alert supersedes the previously issued SA(s) listed below. The changes are noted in Red.

Previous SAs:	Date(s) Issued:
SA-006/25	01/29/25
SA-005/24	10/14/24 and 02/01/24


## APPLICABLE MODEL(S)/VINS

2024-2026 CX-30 (DM) 2.5S, SE (Select), PF (Preferred) (6 speaker infotainment system)  
 2024-2026 Mazda3 (BP) 2.5S, SE (Select), PF (Preferred) (6 speaker infotainment system)

## DESCRIPTION

2024 to present	Customers may report no audio when using the infotainment fader function fully adjusted to the rear. If the customer's vehicle is among the trim levels referenced above it is equipped with a 6-speaker infotainment system and does <u>not</u> include rear door speakers even though there are speaker grills/covers in the rear door panels. MazdaUSA and published vehicle specifications provide the correct information indicating that these trims are equipped with a "6-speaker audio system".  This is a normal condition of the "6-speaker audio system" and current Mazda CONNECT fader function. Rear speaker diagnosis is not necessary as they are not equipped.	
2024 to present	Mazda Connect Basic <ul style="list-style-type: none"> <li>Not Equipped with HD Radio</li> <li>Not Equipped with Amazon Alexa</li> <li>Not Equipped with Navigation SD Card Slot</li> <li>6-Speaker Audio System with No Rear Door Speakers</li> </ul>	Except 2.5S Base Model  A - Equipped with Navigation SD Card Slot B - Not equipped with 12V accessory socket 2.5S Base Model (Mazda Connect Basic)

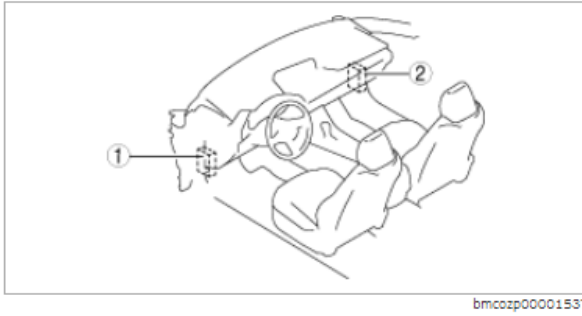
**CONSUMER NOTICE:** The information and instructions in this bulletin are intended for use by skilled technicians. Mazda technicians utilize the proper tools/ equipment and take training to correctly and safely maintain Mazda vehicles. These instructions should not be performed by "do-it-yourselfers." Customers should not assume this bulletin applies to their vehicle or that their vehicle will develop the described concern. To determine if the information applies, customers should contact their nearest authorized Mazda dealership. Mazda North American Operations reserves the right to alter the specifications and contents of this bulletin without obligation or advance notice. All rights reserved. No part of this bulletin may be reproduced in any form or by any means, electronic or mechanical--including photocopying and recording and the use of any kind of information storage and retrieval system ---without permission in writing.



C - Not equipped with Navigation SD Card Slot  
B - Not equipped with 12V accessory socket

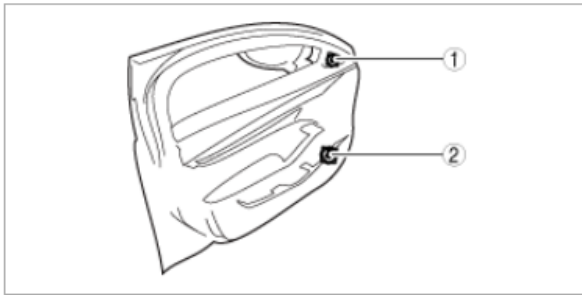
**CONSUMER NOTICE:** The information and instructions in this bulletin are intended for use by skilled technicians. Mazda technicians utilize the proper tools/ equipment and take training to correctly and safely maintain Mazda vehicles. These instructions should not be performed by "do-it-yourselfers." Customers should not assume this bulletin applies to their vehicle or that their vehicle will develop the described concern. To determine if the information applies, customers should contact their nearest authorized Mazda dealership. Mazda North American Operations reserves the right to alter the specifications and contents of this bulletin without obligation or advance notice. All rights reserved. No part of this bulletin may be reproduced in any form or by any means, electronic or mechanical---including photocopying and recording and the use of any kind of information storage and retrieval system ---without permission in writing.

**Construction**



bmcozp00001537

1	Cowl side woofer (LH)
2	Cowl side woofer (RH)



azjjw00002196

1	Tweeter *1
2	Front door speaker *1

\*1:The figure shows the left side (same as right side).

**CONSUMER NOTICE:** The information and instructions in this bulletin are intended for use by skilled technicians. Mazda technicians utilize the proper tools/ equipment and take training to correctly and safely maintain Mazda vehicles. These instructions should not be performed by "do-it-yourselfers." Customers should not assume this bulletin applies to their vehicle or that their vehicle will develop the described concern. To determine if the information applies, customers should contact their nearest authorized Mazda dealership. Mazda North American Operations reserves the right to alter the specifications and contents of this bulletin without obligation or advance notice. All rights reserved. No part of this bulletin may be reproduced in any form or by any means, electronic or mechanical---including photocopying and recording and the use of any kind of information storage and retrieval system ---without permission in writing.