

November 10, 2025

Version 1

2025 ADX Telematics Control Unit Won't Update

Affected Vehicles

Year	Model	Trim Level	VIN Range
2025	ADX	BASE	3HDSA2...SM700130 thru 3HDSA2...SM703579 3HDSA1...SM700146 thru 3HDSA1...SM702674
2025	ADX	A-SPEC	3HDSA1...SM700035 thru 3HDSA1...SM702740 3HDSA2...SM700279 thru 3HDSA2...SM704025

BACKGROUND

When updating the Telematics Control Unit (TCU) with the i-HDS tool an Error message will appear.

CORRECTIVE ACTION

Replace the TCU.

PARTS INFORMATION

Part Name	Part Number	Quantity
Telematics Control Unit	8B100-3BH-A16	1

WARRANTY CLAIM INFORMATION

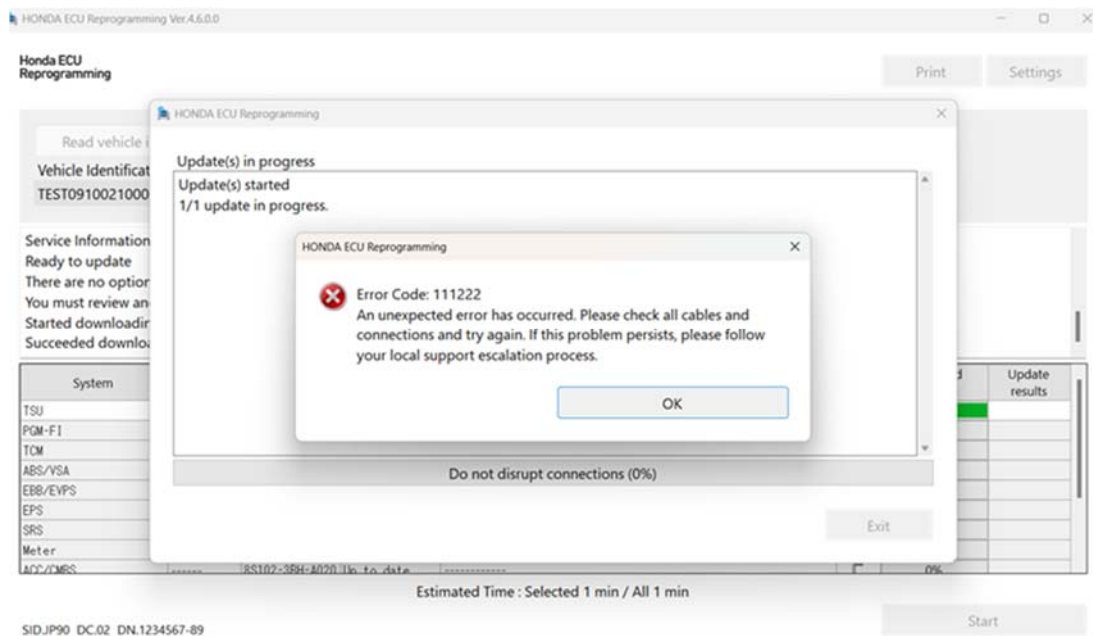
Operation Number	Description	Flat Rate Time	Defect Code	Symptom Code	Template ID	Failed Part Number
0101D4	Replace telematics control unit	0.7hr	03265	03217	B25042A	8B100-3BH-A15

CLIENT INFORMATION: The information in this bulletin is intended for use only by skilled technicians who have the proper tools, equipment, and training to correctly and safely maintain your vehicle. These procedures should not be attempted by "do-it-yourselfers," and you should not assume this bulletin applies to your vehicle, or that your vehicle has the condition described. To determine whether this information applies, contact an authorized Acura automobile dealer.

NOTE: Did Error Code 111222 display after updating the TCU?

YES– Go to the REPAIR PROCEDURE below.

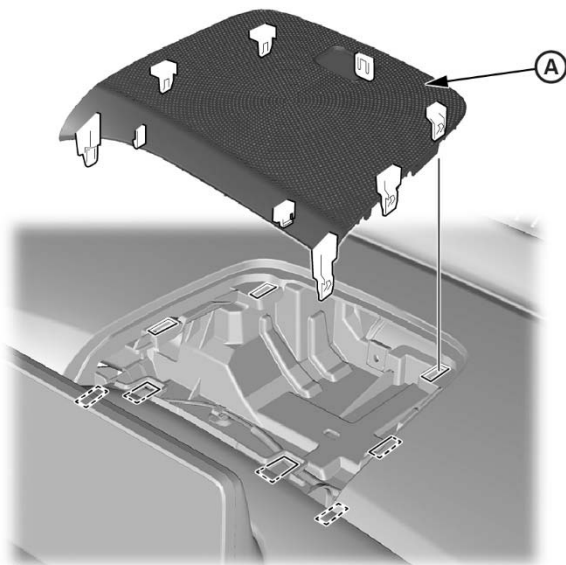
NO– This bulletin does not apply, continue with normal troubleshooting.



REPAIR PROCEDURE


1. Disconnect the 12-volt negative battery terminal. [12 Volt Battery Terminal Disconnection and Reconnection.](#)
2. Remove the Center Dash Cover (A).

NOTE: Do not remove the Sunlight Sensor from the Center Dash Cover.

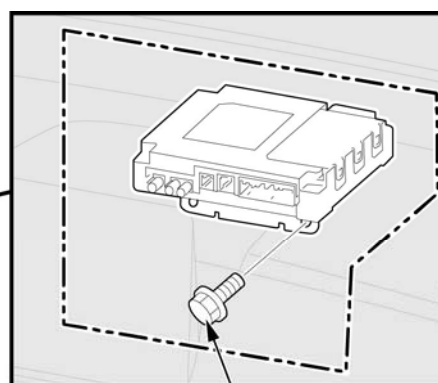


3. Turn the Center Dash Cover (A) over and disconnect the Sunlight Sensor connector (B).

NOTE: Do not remove the Sunlight Sensor from the Center Dash Cover.



4. Disconnect the TCU connectors and bolts. Then, remove and replace the TCU.



BOLTS (2)
9.4 N·m (6.9 lb-ft)

5. Reinstall all parts in the reverse order of removal.

6. Telematics Control Unit Update (If necessary)

[Telematics Control Unit Update](#)

7. AcuraLink System Registration

[AcuraLink System Registration](#)