



INSTRUCTION TO SERVICE

ITS: 61496	
SECTION:	526 – Seats and Stanchions.
SUBJECT:	The Q-strait belt retractors may not lock.
ISSUE:	The Q-strait belt retractors may not lock, preventing the wheelchair from being properly secured.
SUMMARY:	Inspect and replace Q-Strait belt retractor per instructions below.

ITS-61496

Ref. NHTSA Recall No.	Ref. Transport Canada Recall No.
Not Applicable	Not Applicable

THIS ITS DOCUMENT SHOULD BE RETAINED AND REFERRED TO FOR FUTURE MAINTENANCE UNTIL THE NEW FLYER PARTS AND/OR SERVICE MANUAL IS UPDATED TO REFLECT WORK DONE AS A RESULT OF THIS DOCUMENT. ENSURE THAT THIS DOCUMENT IS AVAILABLE FOR PARTS AND MAINTENANCE STAFF GOING FORWARD.

PROCEDURE:

1. Locate Q-Strait wheelchair belt hook contractors and pull the belt out until you see the identification tags. See figure 1.

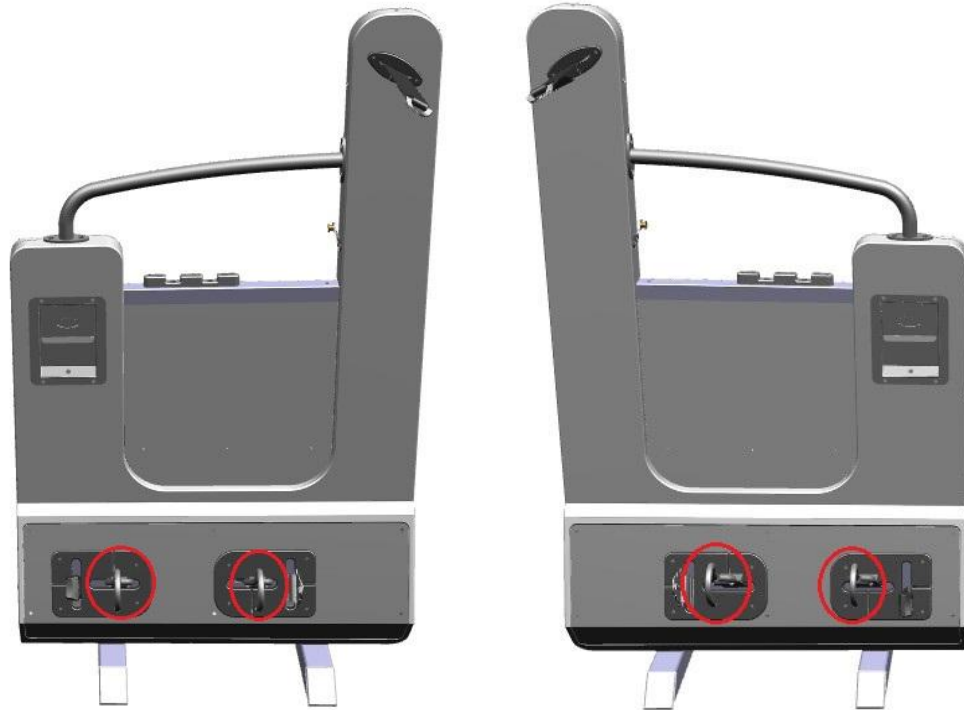


Figure 1: Streetside belt hook contractor. Curbside belt hook contractor.

2. Confirm Q-Strait part number Q8-6200, lot number 58350, and lot identification 0225. Use Appendix A below for product removal and replacement instructions.
3. Confirm Q-Strait part number Q8-6209, lot number 58957, and lot identification 0325. Use Appendix B below for product removal and replacement instructions.

Appendix A: Wheelchair Securement Retractor Q8-6200

 <p>FIELD SERVICE BULLETIN NHTSA, CAMPAIGN NUMBER 25E063</p>					
Service Type: Product Removal and Replacement		Functional: Safety Related Defect			
MODEL(S)	DESCRIPTION	PART NUMBER (S)	LOT/SERIAL NUMBER(S)	DATE	REV
QRT-DLX	Wheelchair Securement Retractor	Q8-6200	LOT# 58350, LOT ID 0225	10/16/25	B

OVERVIEW

Condition: Retractor may stay unlocked. An unlocked retractor will not properly secure a wheelchair and may place the passenger at a risk of serious injury or death during emergency maneuvers, or a crash.

Correction: Verify Part Number Q8-6200, Lot Number 58350, Lot Identification 0225. Remove and Replace.

Please Report Inspection Results to Q'Straint Customer Service at (800)-987-9987

QRT-DELUXE, Q8-6200 IDENTIFICATION



**QRT DELUXE
TWO (2) KNOBS**



**PART NUMBER
Q8-6200**




**LOT NUMBER
58350**



**LOT IDENTIFICATION
0225**

ONLY PROCEED IF THE RETRACTOR MATCHES THE PHOTOS ABOVE

STEP	PROCEDURE	ILLUSTRATION / INSTRUCTIONS
1	Verify Retractor Identification per illustration above	Part Number: Q8-6200 Lot Number: 58350 Lot Identification: 0225
2	While awaiting a Replacement Retractor - You may continue using the retractor given you perform a pre-trip inspection and assure the retractor is fully locked. - This can be accomplished by confirming the locking mechanism is engaged and that the webbing and hook do NOT extract out of the retractor. - Once all four (4) wheelchair tiedown retractors are secured to the floor anchorage and wheelchair frame, you can rock the wheelchair back and forth to assure proper locking and tensioning of the retractors.	
3	Remove from Service. Do Not Use! Cut the webbing near label location. Discard retractor. Return hook and label section to Q'Straint.	 RETURN HOOK AND LABEL SECTION TO Q'STRAIT
4	Retractor Replacement Contact Q'Straint Customer Service (800)-987-9987 for a Return Material Authorization (RMA) number for Replacement.	Provide the Following Information ✓ Property Name ✓ Confirm Part Number (Q8-6200), Lot Number (58350), and Lot Identification (0225) ✓ Fitting Type: PLI (-L) or Slide N Click (-SC) ✓ Total Quantity of units

Appendix B: Wheelchair Securement Retractor Q8-6209

 <p>FIELD SERVICE BULLETIN NHTSA, CAMPAIGN NUMBER 25E063</p>			
Service Type: Product Removal and Replacement		Functional: Safety Related Defect	
MODEL(S) QRT-MAX	DESCRIPTION Wheelchair Securement Retractor	PART NUMBER (S) Q8-6209	LOT/SERIAL NUMBER(S) LOT# 58957, LOT ID 0325
			DATE 10/16/25
			REV B

OVERVIEW

Condition: Retractor may stay unlocked. An unlocked retractor will not properly secure a wheelchair and may place the passenger at a risk of serious injury or death during emergency maneuvers, or a crash.

Correction: Verify Part Number Q8-6209, Lot Number 58957, Lot Identification 0325. Remove and Replace.

Please Report Inspection Results to Q'Strait Customer Service at (800)-987-9987

QRT-MAX, Q8-6209 IDENTIFICATION



**QRT MAX
NO KNOBS**



**PART NUMBER
Q8-6209**




**LOT NUMBER
58957**



**LOT IDENTIFICATION
0325**

ONLY PROCEED IF THE RETRACTOR MATCHES THE PHOTOS ABOVE

STEP	PROCEDURE	ILLUSTRATION / INSTRUCTIONS
1	Verify Retractor Identification per illustration above	Part Number: Q8-6209 Lot Number: 58957 Lot Identification: 0325
2	While awaiting a Replacement Retractor - You may continue using the retractor given you perform a pre-trip inspection and assure the retractor is fully locked. - This can be accomplished by confirming the locking mechanism is engaged and that the webbing and hook do NOT extract out of the retractor. - Once all four (4) wheelchair tiedown retractors are secured to the floor anchorage and wheelchair frame, you can rock the wheelchair back and forth to assure proper locking and tensioning of the retractors.	
3	Remove from Service. Do Not Use! Cut the webbing near label location. Discard retractor. Return hook and label section to Q'Strait.	
4	Retractor Replacement Contact Q'Strait Customer Service (800)-987-9987 for a Return Material Authorization (RMA) number for Replacement.	Provide the Following Information ✓ Property Name ✓ Confirm Part Number (Q8-6209), Lot Number (58957), and Lot Identification (0325) ✓ Fitting Type: PLI (-L) or Slide N Click (-SC) ✓ Total Quantity of units



LABOUR ESTIMATE

	Operation	Number of Technician(s)	Hours	Labor Time T X HR
1	Inspect wheelchair belt restraint hook assembly.	1	0.25	.25
2	Replace wheelchair belt restraint hook assembly.	1	1.00	1.0

PARTS REQUIRED

Item	Part Number	Description	Notes
1	6358675	Belt wheelchair restraint hook type	Q8-6200
2	6355061	Belt wheelchair restraint hook type	Q8-6209