

Technical Service Bulletin

Topic	Creaking From the Rear of the Vehicle - Diagonal Strut Brace Bolt Loose
Market area	Bentley: worldwide (2WBE),China 796 VW Import Comp. Ltd (Vico), Beijing (6796)
Brand	Bentley
Transaction No.	2076757/3
Level	EH
Status	Released for publishing
Release date	Oct 29, 2025

New customer code

Object of complaint	Complaint type	Position
body -> paneling	noises, vibrations	

Vehicle data

25MY Continental GT & Flying Spur

Sales types

Type	MY	Brand	Designation	Engine code	Gearbox code	Final drive code
Z23*	2025	E		*	*	*
Z23*	2026	E		*	*	*
Z32*	2025	E		*	*	*
Z32*	2026	E		*	*	*

Documents

Document name
master.xml

Condition

The customer states that there is a creaking/banging noise coming from the rear of the vehicle.

Technical Background

The source of the banging noise is the diagonal strut brace (Figure 1)

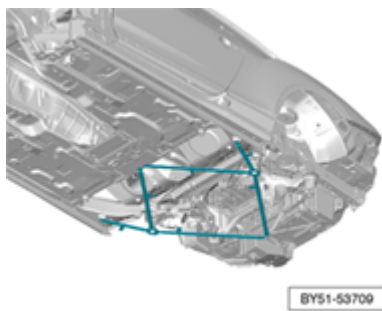


Figure 1

The bolts on either side, highlighted in box B (Figure 2) are coming loose and causing the noises from the diagonal strut brace.

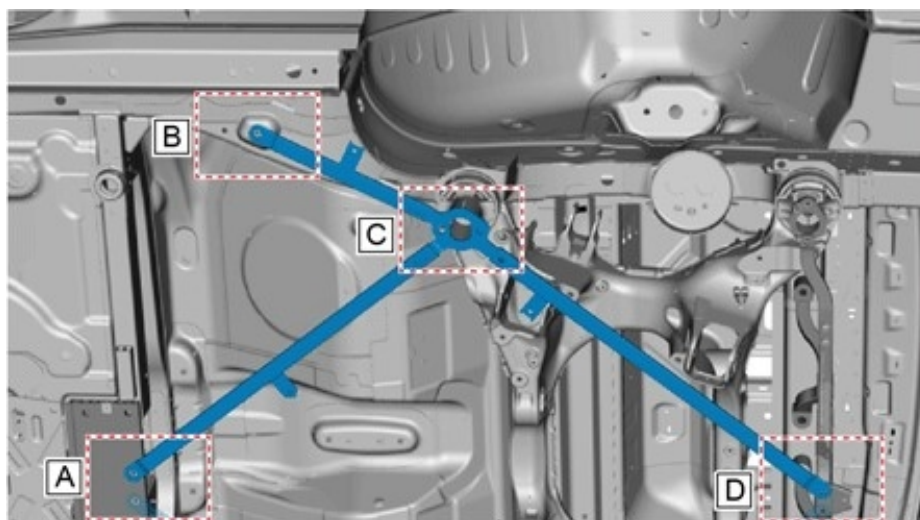


Figure 2

Production Solution

New part used in production.

Service

1) Check the torque value of bolt "B", highlighted in Figure 3, on BOTH sides of the vehicle. Refer to ElsaPro, Repair group 51 "Diagonal Strut Brace – To remove and fit".

NOTICE

NOTE: Do NOT remove the full diagonal strut brace.

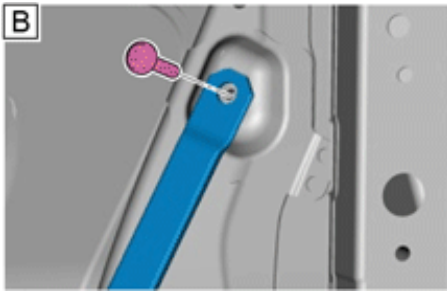


Figure 3

2) If the bolt is not within the specified torque this could be due to contamination. Remove the bolt and replace with the new bolt (see parts information).



Before replacing the bolt ensure the thread is cleaned to remove any wax.



NOTICE

Ensure the bolts are torque tightened to the specified torque.

Warranty

Warranty Type – 110 or 910

Damage Service Number – 42 13

Damage Code – 00 20

Labour Operation Code – 42 13 20 99

Time – Must not exceed 50 TU

Required Parts and Tools

New part number for bolt “B” – N.909.210.02

Refer to the ETKA parts catalogue