



STAR ONLINE PUBLICATION



Case Number: S2508000098

Release Date: November 2025

Symptom/Vehicle Issue: Auto Emergency Braking Unavailable/Service Required Message on Cluster

Customer Complaint/Technician Observation: The Customer complains of an Instrument Panel Cluster (IPC) message "Auto Emergency Braking not Available". The technician may find Diagnostic Trouble Code (DTC) below.

C00C1-76 Front Radar Module "B" Wrong Mounting Position

Discussion: The long-range radar is self-calibrating (After it has been calibrated at the assembly plant). During self-calibration, the radar calculates vertical and horizontal mis-alignment angles. If the radar calibrates a large enough mis-alignment angle, it will set DTC C00C1-76 Radar Wrong Mounting Position. When C00C1-76 is active the **radar mounting is potentially out of position** and needs to be properly attached to its bracket. **Please note: If the radar is functioning properly (Do not replace long-range radar for the above DTC).**

The DTC indicates that a radar mounting position is incorrect.

1. The radar may be improperly attached to its bracket (Figure 2).
2. The bracket may be damaged (Figure 3).
3. The front bumper/fascia may be damaged or warped.
4. Front bumper/fascia improperly attached to the vehicle body/frame

NOTE: A physical inspection is best, this because any damages may cause the radar mounting position to be incorrect. A damaged front fascia may cause the mounting bracket to be pulled out of position (radar mounting position incorrect). These conditions will generate a wrong mounting position fault code.

To aid Engineering with your findings, when a replacement is your findings, take a picture of the condition causing the wrong radar mounting position as identified (Use fig 2 as a guide), and upload the details and include a DID-I with the claim.

This document does not authorize warranty repairs. This communication documents a record of past experiences. STAR Online does not provide any conclusions about what is wrong with the vehicle. Rather, it captures all previous cases known that appear to be similar or related to the vehicle symptom / condition. You are the expert, and you are responsible for deciding on the appropriate course of action.

Contact STAR Center, or your Technical Assistance Center Via TechConnect, eCONTACT or Service Library entry if no solution is found.



STAR ONLINE PUBLICATION



Re-attach the long-range radar, and/or repair/replace any of the above listed components as needed. After fixing/replacing/reattaching, the long-range radar must be calibrated (Static or dynamic calibration must be performed).

NOTE: If dynamic driving calibration is performed, the wiTECH tool must be connected to the Stellantis network with a hot spot during the entire drive cycle or calibration will not be successful. During the test drive it is best to have static objects and dynamic objects to ensure a complete and successful calibration.

DJ/D2/DD/DP Front Bumper and Grill

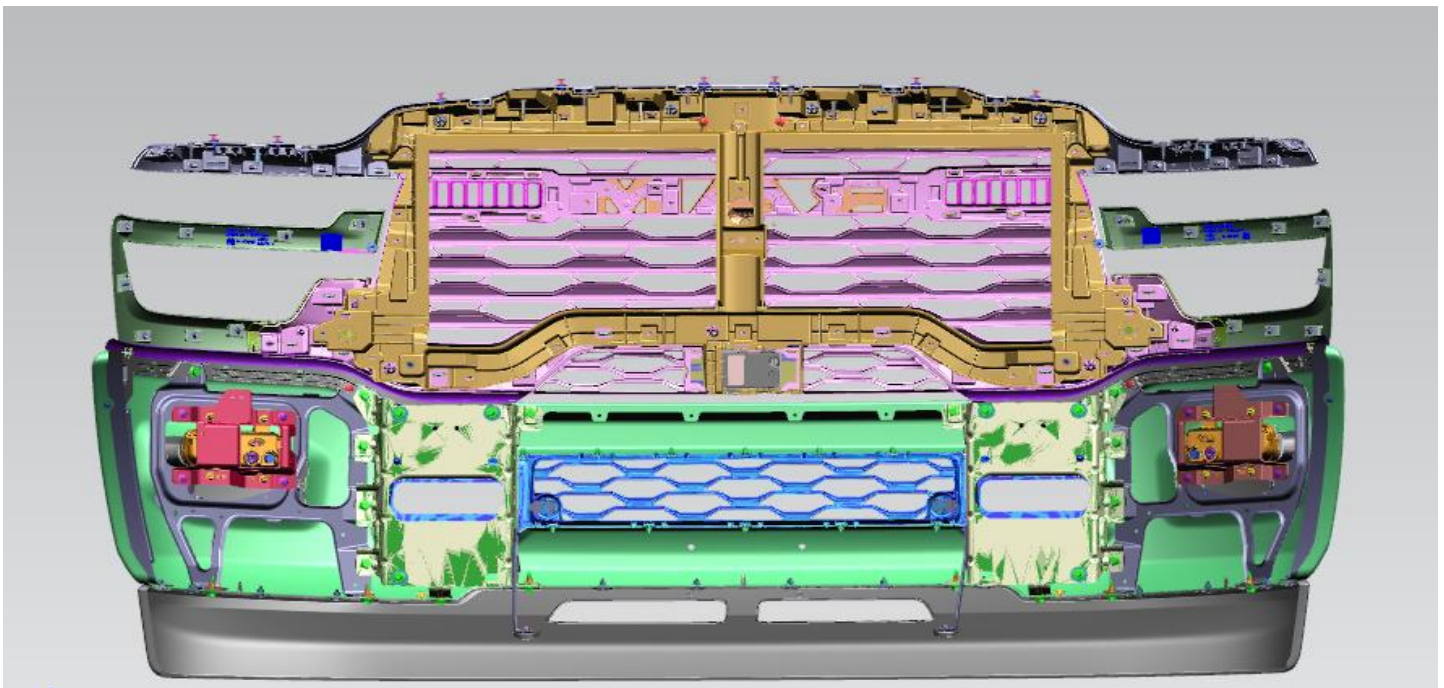


Fig 1

This document does not authorize warranty repairs. This communication documents a record of past experiences. STAR Online does not provide any conclusions about what is wrong with the vehicle. Rather, it captures all previous cases known that appear to be similar or related to the vehicle symptom / condition. You are the expert, and you are responsible for deciding on the appropriate course of action.

Contact STAR Center, or your Technical Assistance Center Via TechConnect, eCONTACT or Service Library entry if no solution is found.



STAR ONLINE PUBLICATION



Radar Bracket and Long-Range Radar

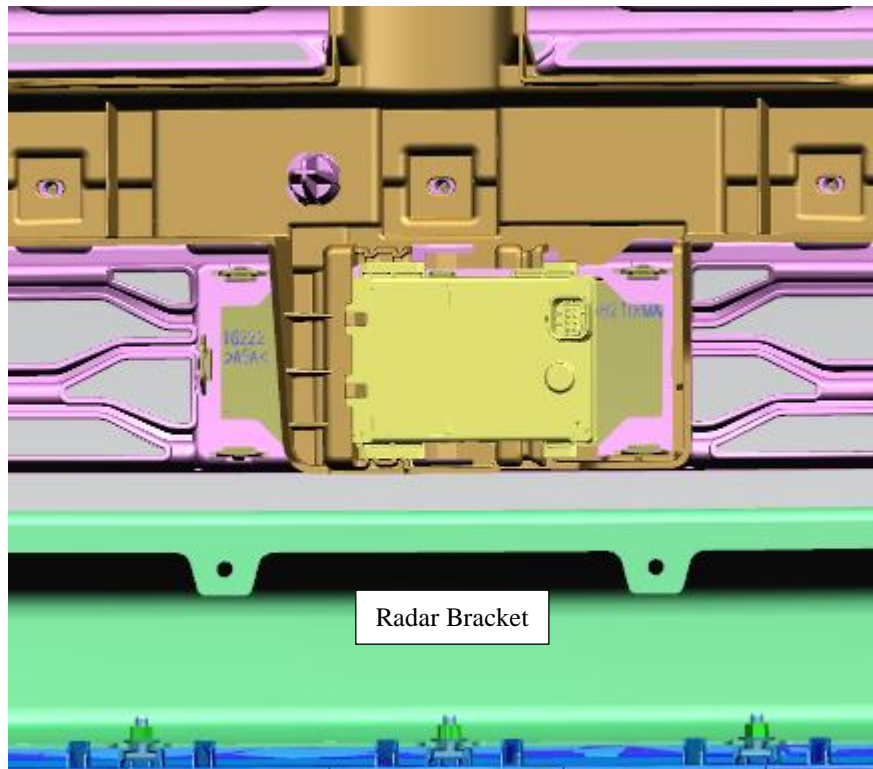


Fig 2

This document does not authorize warranty repairs. This communication documents a record of past experiences. STAR Online does not provide any conclusions about what is wrong with the vehicle. Rather, it captures all previous cases known that appear to be similar or related to the vehicle symptom / condition. You are the expert, and you are responsible for deciding on the appropriate course of action.

Contact STAR Center, or your Technical Assistance Center Via TechConnect, eCONTACT or Service Library entry if no solution is found.



STAR ONLINE PUBLICATION



Radar Bracket (Radar not shown for clarity)

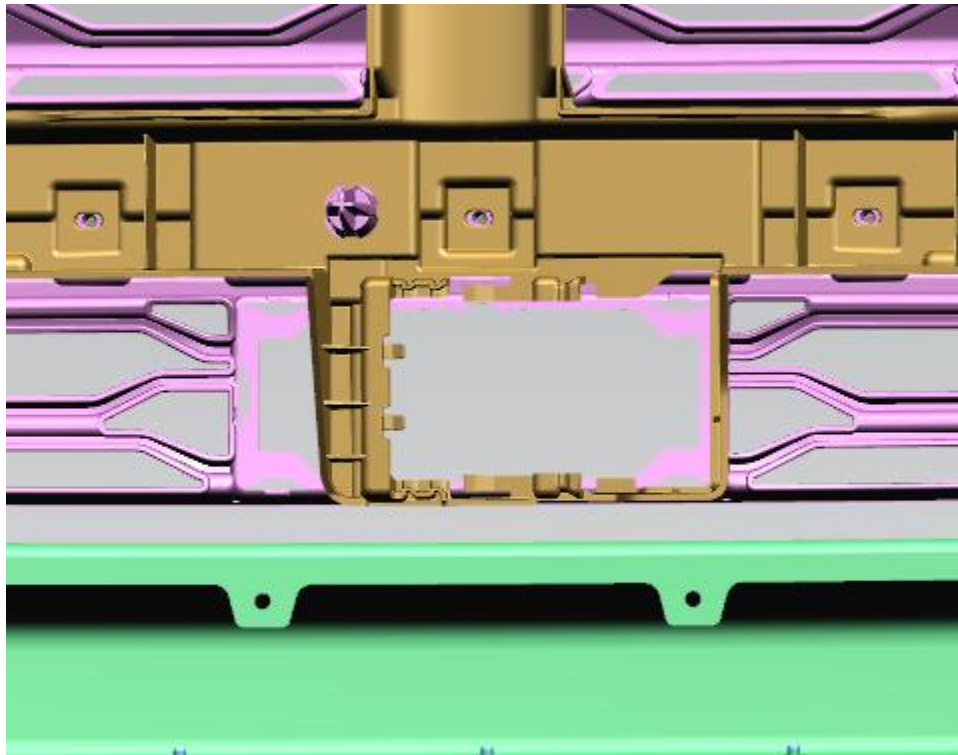


Fig 3

This document does not authorize warranty repairs. This communication documents a record of past experiences. STAR Online does not provide any conclusions about what is wrong with the vehicle. Rather, it captures all previous cases known that appear to be similar or related to the vehicle symptom / condition. You are the expert, and you are responsible for deciding on the appropriate course of action.

Contact STAR Center, or your Technical Assistance Center Via TechConnect, eCONTACT or Service Library entry if no solution is found.