

Subject: SKYACTIV TERMINAL TEST KIT	Service Alert No.: SA-044/25
	Last Issued : 10/01/2025

BULLETIN NOTES

This Service Alert supersedes the previously issued SAs listed below. The changes are noted in Red text.

Previous SAs:	Date(s) Issued:
SA-062/24	08/26/24
SA-052/21	11/04/21
SA-045/18	10/16/18

APPLICABLE MODEL(S)/VINS

2012-2026 Mazda3	2016-2023 CX-9	2020-2026 CX-30	2024-2026 CX-90 (All)
2013-2025 CX-5	2016-2021 CX-3	2022-2023 MX-30	2025-2026 CX-70 (All)
2014-2021 Mazda6	2016-2026 MX-5	2023-2026 CX-50 (All)	

DESCRIPTION

For improvement of electrical diagnosis, the SKYACTIV® Wiring Terminal Test Kits has been delivered all the dealers. The terminal test kit enables you:

- To check pin fit drag of all PCM terminals used in SKYACTIV® vehicles and compare suspect terminal drag with a known good terminal.
- To measure the voltage/resistance avoiding any terminal damage.









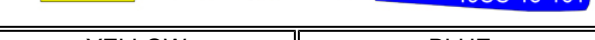


<p style="text-align: center;">49US-15-KIT</p> 	KIT ITEMS
	TEST LEADS
	48" PATCH CORD, WHITE
	TEST LAMP
	TEST PROBE
	LARGE ALLIGATOR CLIP
	FUSED JUMPER
CASE	

CONSUMER NOTICE: The information and instructions in this bulletin are intended for use by skilled technicians. Mazda technicians utilize the proper tools/ equipment and take training to correctly and safely maintain Mazda vehicles. These instructions should not be performed by "do-it-yourselfers." Customers should not assume this bulletin applies to their vehicle or that their vehicle will develop the described concern. To determine if the information applies, customers should contact their nearest authorized Mazda dealership. Mazda North American Operations reserves the right to alter the specifications and contents of this bulletin without obligation or advance notice. All rights reserved. No part of this bulletin may be reproduced in any form or by any means, electronic or mechanical--including photocopying and recording and the use of any kind of information storage and retrieval system ---without permission in writing.








CAUTION:

- Terminals may be damaged if the kit is not used or used improperly, which could then cause other unexpected problems.
- Test lead end size and metal type varies per SERIES. If the wrong SERIES is selected, vehicle wiring harness damage may occur. There are some SERIES that are the same size, but use different metals. Inserting wrong metal type may peel off the terminal plating.

Example: [F] black wire color and (no number) means tin, [F-1] yellow wire color and (-1) means gold, and [F-2] blue wire color and (-2) means silver].

49US-15-KIT					
SERIES	PART NUMBER	SIZE (mm)	METAL TYPE	WIRE COLOR	BOOT COLOR
F-1	49US-15-061	1.2 X 0.63	GOLD		49US-15-061
				YELLOW	RED
F-2	49US-15-062	1.2 X 0.63	SILVER		49US-15-062
				BLUE	RED
F	49US-15-063	1.2 X 0.63	TIN		49US-15-063
				BLACK	RED
I	49US-15-093	4.8 X 0.8	TIN		49US-15-093
				BLACK	LIGHT BLUE
K	49US-15-113	7.8 X 0.8	TIN		49US-15-113
				BLACK	GREY
L	49US-15-123	9.5 X 1.2	TIN		49US-15-123
				BLACK	PINK
N-1	49US-15-141	2.3 X 0.64	GOLD		49US-15-141
				YELLOW	GREEN
N	49US-15-143	2.3 X 0.64	TIN		49US-15-143
				BLACK	GREEN
P-1	49US-15-161	2.8 X 0.6	GOLD		49US-15-161
				YELLOW	BLUE
P	49US-15-163	2.8 X 0.6	TIN		49US-15-163
				BLACK	BLUE
Q-1	49US-15-171	0.63 X 0.63	GOLD		49US-15-171
				YELLOW	BROWN

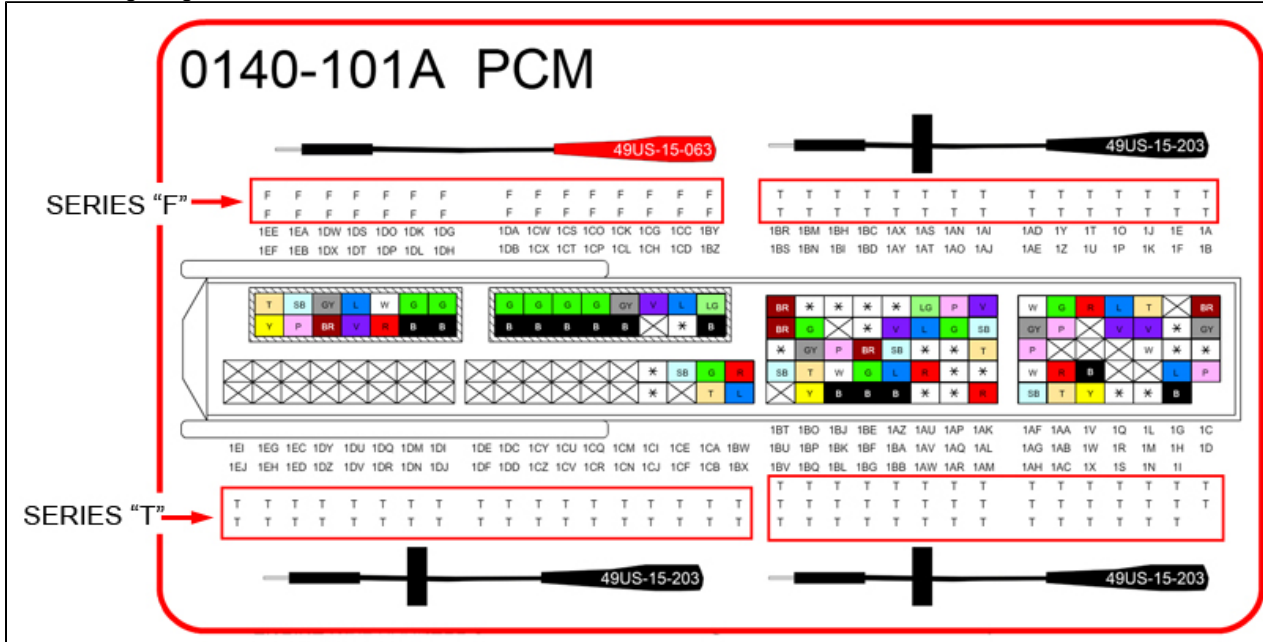
CONSUMER NOTICE: The information and instructions in this bulletin are intended for use by skilled technicians. Mazda technicians utilize the proper tools/ equipment and take training to correctly and safely maintain Mazda vehicles. These instructions should not be performed by "do-it-yourselfers." Customers should not assume this bulletin applies to their vehicle or that their vehicle will develop the described concern. To determine if the information applies, customers should contact their nearest authorized Mazda dealership. Mazda North American Operations reserves the right to alter the specifications and contents of this bulletin without obligation or advance notice. All rights reserved. No part of this bulletin may be reproduced in any form or by any means, electronic or mechanical--including photocopying and recording and the use of any kind of information storage and retrieval system ---without permission in writing.

Q	49US-15-173	0.63 X 0.63	TIN		
				BLACK	BROWN
R-1	49US-15-181	1.5 X 0.6	GOLD		
				YELLOW	ORANGE
R	49US-15-183	1.5 X 0.6	TIN		
				BLACK	ORANGE
S-1	49US-15-191	1.8 X 0.64	GOLD		
				YELLOW	YELLOW
S	49US-15-193	1.8 X 0.64	TIN		
				BLACK	YELLOW
T	49US-15-203	0.5 X 0.4	TIN		
				BLACK	BLACK
				 <p>NOTE: Insert with index tab parrallel with the connector</p>	

CONSUMER NOTICE: The information and instructions in this bulletin are intended for use by skilled technicians. Mazda technicians utilize the proper tools/ equipment and take training to correctly and safely maintain Mazda vehicles. These instructions should not be performed by "do-it-yourselfers." Customers should not assume this bulletin applies to their vehicle or that their vehicle will develop the described concern. To determine if the information applies, customers should contact their nearest authorized Mazda dealership. Mazda North American Operations reserves the right to alter the specifications and contents of this bulletin without obligation or advance notice. All rights reserved. No part of this bulletin may be reproduced in any form or by any means, electronic or mechanical--including photocopying and recording and the use of any kind of information storage and retrieval system ---without permission in writing.

Example of usage below:

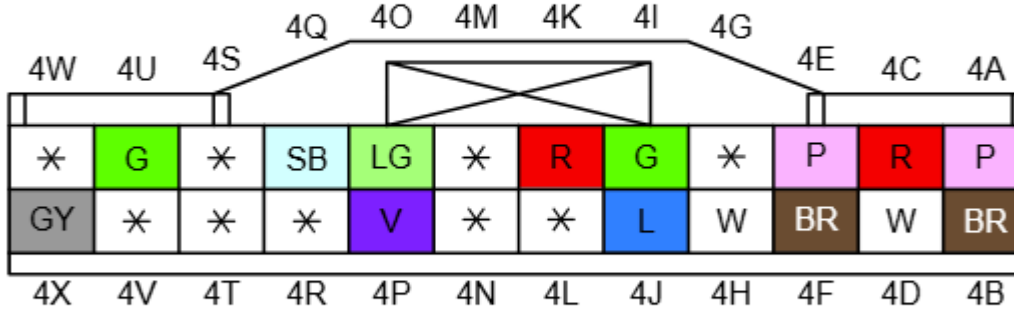
Older Wiring Diagrams



CONSUMER NOTICE: The information and instructions in this bulletin are intended for use by skilled technicians. Mazda technicians utilize the proper tools/ equipment and take training to correctly and safely maintain Mazda vehicles. These instructions should not be performed by "do-it-yourselfers." Customers should not assume this bulletin applies to their vehicle or that their vehicle will develop the described concern. To determine if the information applies, customers should contact their nearest authorized Mazda dealership. Mazda North American Operations reserves the right to alter the specifications and contents of this bulletin without obligation or advance notice. All rights reserved. No part of this bulletin may be reproduced in any form or by any means, electronic or mechanical--including photocopying and recording and the use of any kind of information storage and retrieval system ---without permission in writing.

Newer Wiring Diagrams
 (Select Switch Connector View button to view the backside for SERIES)

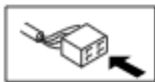
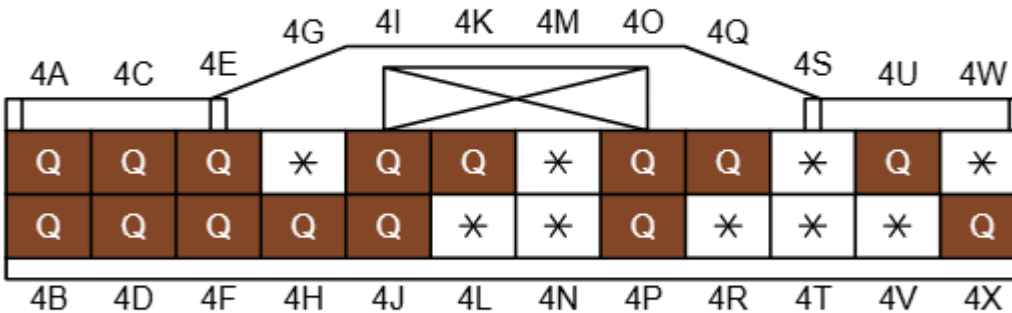
0940-101D [WHITE]
 BCM



[Harness color]



0940-101D [WHITE]
 BCM



[Terminal size]



Refer to SKYACTIV® Wiring Terminal Test Kit WBT for more details.

CONSUMER NOTICE: The information and instructions in this bulletin are intended for use by skilled technicians. Mazda technicians utilize the proper tools/ equipment and take training to correctly and safely maintain Mazda vehicles. These instructions should not be performed by "do-it-yourselfers." Customers should not assume this bulletin applies to their vehicle or that their vehicle will develop the described concern. To determine if the information applies, customers should contact their nearest authorized Mazda dealership. Mazda North American Operations reserves the right to alter the specifications and contents of this bulletin without obligation or advance notice. All rights reserved. No part of this bulletin may be reproduced in any form or by any means, electronic or mechanical--including photocopying and recording and the use of any kind of information storage and retrieval system ---without permission in writing.