








Hide Details

Coding Information

Copy Link 	Copy Relative Link 	Bookmark  View My Bookmarks	Add to Favorites 	Print 	Provide Feedback 	Helpful  3	Not Helpful  0
---	--	---	--	---	--	--	--

Title: Cummins L9 Air Compressor Discharge Update

Applies To: Cummins L9 with Feature Code 04VLE Air Dryer Location Mounted Inside Engine Compartment, Right Side

CHANGE LOG

Please refer to the change log text box below for recent changes to this article:

10/09/2025 - Initial Article Release

DESCRIPTION

The copper air compressor discharge line with air dryer feature code 04VLE on Cummins L9 Series engines may crack and leak air due to engine vibration. This document will guide the user through the repair strategy to replace the hard copper line with a flexible Teflon version.

SYMPTOM(s)

Customer Observations or Concerns May Include:

- Low air pressure warning or audible air leak
- Increased time to build air pressure
- Increased compressor duty cycle

Diagnostic Trouble Code(s) & Dashboard Indicator Light(s):

DTC/Light	Description
N/A	N/A

SPECIAL TOOL(s) / SOFTWARE

Tool Description	Tool Number	Comments	Instructions
N/A	N/A	N/A	N/A

SERVICE PARTS INFORMATION

Kit Description	Part Number	Quantity Required	Notes
Hose Assembly Teflon 20"	1664288C92	1	
Adapter Air Compressor Without- Ring M27 X 2.0 Straight Thread X 1/2"-14 Nptf	3525295C4	1	
Fitting, Elbow 5/8 Pln 45d Flared Tube	231379R1	1	
Fitting, Air, Elbow, 1/2-14 Plain Auto, 90 Deg Pipe	444044	1	
Fitting, Adapter, Plain Auto Pipe, 1/2-14	444004	1	

DIAGNOSTIC STEP(s)

- 1) Verify the copper discharge line is cracked and the main source of the air leak

REPAIR STEP(s)

WARNING! To prevent property damage, personal injury, and / or death, park vehicle on a hard, flat surface, turn the engine off, set the parking brake, and install wheel chocks to prevent the vehicle from moving in either direction.

WARNING! To prevent property damage, personal injury, and / or death, if the vehicle must be raised, do not work under the vehicle supported only by jacks. Jacks can slip or fall over.

WARNING! To prevent personal injury and / or death, always wear safe eye protection when performing vehicle maintenance.

WARNING! To prevent property damage, personal injury, and / or death, keep flames or sparks away from vehicle and do not smoke while servicing the vehicle's batteries. Batteries expel explosive gases.

WARNING! To prevent property damage, personal injury, and / or death, remove the ground cable from the negative terminal of the battery box before disconnecting any electrical components. Always connect the ground cable last.

Vehicle Conditions:

- Vehicle parked on dry, level ground, parking brake set, transmission in Park or Neutral, Key OFF. Wheel chocks installed. Battery disconnected. See Battery Disconnect. Hood unlatched and open. Air pressure drained from vehicle reservoirs.

1. Remove and discard the copper discharge line
2. Install the elbows, fittings, and adapters, noted in the service parts section, onto the air compressor angled at roughly 45° counterclockwise from vertical, as shown in **Figure 1**
3. Install Teflon Hose, reinstall hose on support clamp bracket (**Figure 2**), and tighten hose ends to 32 - 40 NM
5. If needed, bend the support bracket with hand pressure to eliminate any low midpoints in the newly installed Teflon Hose
6. Reconnect the battery and close all reservoir drain valves.

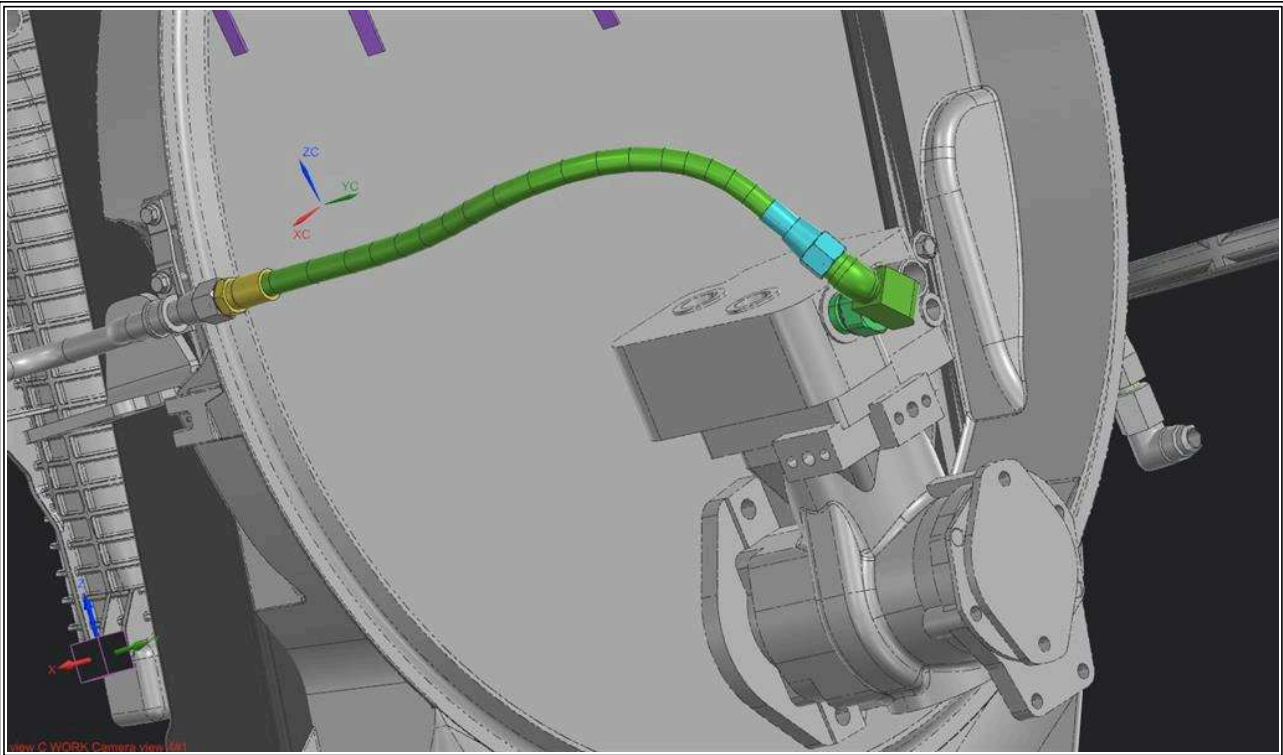


Figure 1

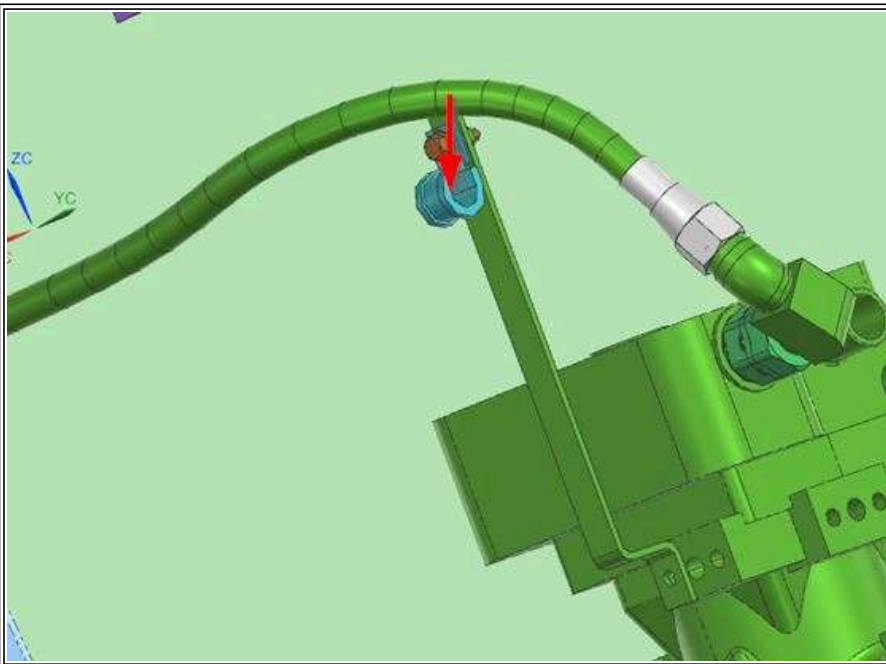


Figure 2

WARRANTY INFORMATION

Warranty Claim Coding:

Refer to the [Warranty Coding Manual](#) for Group and Noun Codes.

Standard Repair Time(s):

Refer to the [SRT Manual](#) for Repair Times

OTHER RESOURCES

[Master Service Information Site](#)

 Hide Details

Feedback Information

Viewed: 104

Helpful: 3

Not Helpful: 0

Staff ID	Client ID	Comments	Created Date
U00ARFE		You received the following feedback From: U00ARFE - Alain Ferlatte Email Address: SMTP: {Alain.Ferlatte@international.com}Alain.Ferlatte@international.com Feedback: Morning, could we have this document in French please, thanks.	10/15/2025 6:06:26 AM