



SIB 66 13 23

CAMERA-BASED ADAS: CCM FOR RESTRICTED FUNCTION – KAFAS CAMERA HOOD DEFORMATION

2025-10-29

THIS REPAIR IS MOBILE FRIENDLY

This Service Information bulletin (Revision 1) supersedes SI B66 13 23 dated September 2023.

What's New:

- Models added
- Procedure updated
- Parts Information updated
- Claim Information updated

MODEL

E-Series	Model Description	Production Date	Affected Option Code
F97	X3 M Sports Activity Vehicle	MY 2022 LCI vehicles from August 1 st , 2021	5AU Driving Assistant Professional
F98	X4 M Sports Activity Coupe		
G01	X3 Sports Activity Vehicle		
G02	X4 Sports Activity Coupe		

SITUATION

Various Check Control messages (CCM) can be displayed to the customer, which indicate a restricted function or an unavailability of the driver assistance systems or driver assistance functions.

During the diagnosis, the following fault memory entries are entered individually or in combination:

- 800AC4 - Camera calibration failed
- 800AC8 - Permanent calibration error
- 800A24 - Temporary software fault
- 800ABE - KAFAS camera: Field of view permanently faulty

This only affects vehicles with the following optional equipment: 5AU Driving Assistant Professional.

CAUSE

The KAFAS 4 High camera reaches temperatures that the KAFAS camera hood material cannot withstand. This results in deformation/distortion of the KAFAS camera hood.

CORRECTION

Replace the KAFAS camera hood. Modify the existing KAFAS windshield bracket.

PROCEDURE



Note: Before performing this repair procedure and submitting a claim, review the Repair History (Claims) section at the bottom of the Warranty Vehicle Inquiry (WVI) to confirm that a prior claim for this one-time repair procedure has not already been submitted and accepted.

1. Perform diagnosis with ISTA, are the fault code entries mentioned above saved in the fault memory.

- Yes – Check whether the KAFAS camera hood is deformed. Proceed to step 2.
- No – Further diagnosis with ISTA is needed.

Copyright ©2025 BMW of North America, Inc.

2. When installed, check whether the KAFAS hood is in contact with the holder/mount all the way around. See example photos below. **Red** highlighted showing distortion. **Green** highlighted showing no defect.



If you find distortion, replace the KAFAS camera hood with part number 51 31 5A93179 for (F97 G01) front windscreen trim or part number 51 31 5A9A552 for (F98 G02). Then follow the below modification steps.

n, replace the KAFAS camera hood with part number 51 31 5A93179 front windscreen trim. Then follow the below modification steps.

3. Remove the interior mirror trim, the interior mirror, the KAFAS camera and the KAFAS camera hood so that access to the retaining lug shown at the bottom right of the example photo is ensured.

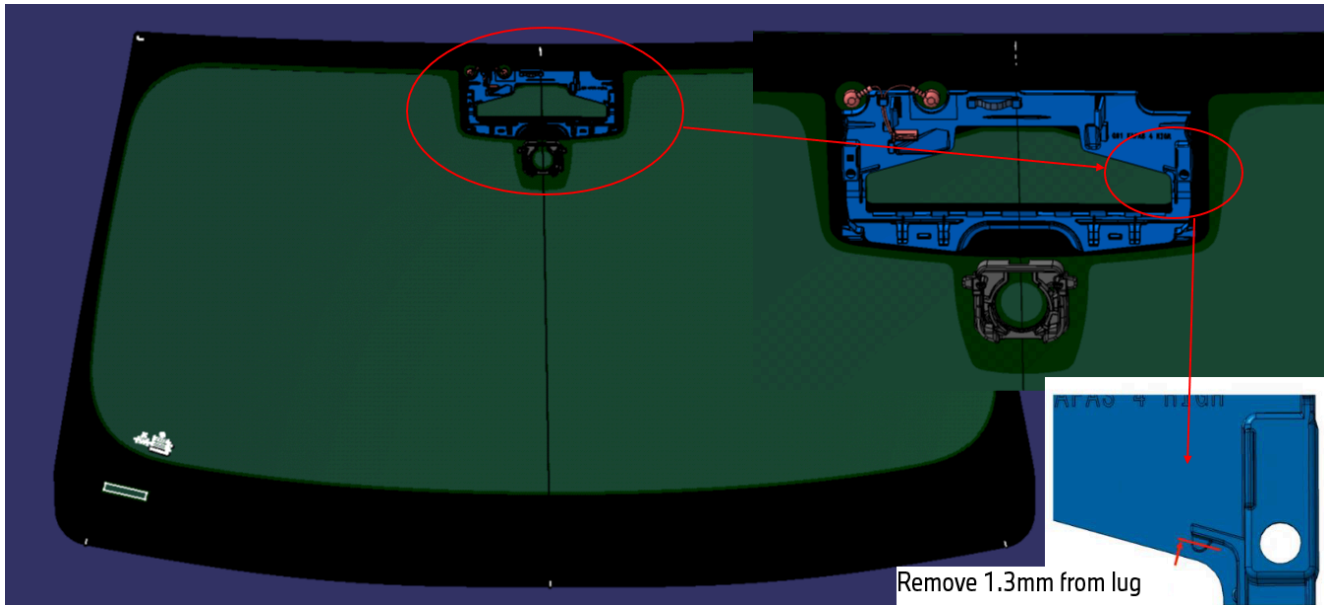
The mounting point for the KAFAS camera hood must be adjusted.

Copyright ©2025 BMW of North America, Inc.


Mask the KAFAS window. Draw off dust while grinding.

Using a grinding tool (for example Dremel®), shorten the entire surface of the retaining lug by 1.3 mm. See example photo with location for modification. Then deburr and clean it thoroughly, and remove the adhesive tape.

Rework the holder is included in labor operation code 00 73 898, see below.



Before and after photos showing the modification below.



Mount the KAFAS camera hood. Make sure that it is in contact with the holder all the way around, especially in the modified retaining lug area.

4. Reassemble the vehicle and reassess KAFAS system operation.

PARTS INFORMATION

Only use and invoice the part number below.

Part Number	Description	Quantity
51 31 5 A93 179	F97, G01 Trim windshield front	1
51 31 5 A9A 552	F98 G02 Trim windshield front	1

Copyright ©2025 BMW of North America, Inc.

Additionally, other materials and small parts that are not specified above, such as fluids, lubricants, one-time use screws, nuts, and seals, which must be replaced or installed according to the ISTA repair instructions/ETK, must be selected from the Electronic Parts Catalog, or other approved BMW resources, according to the respective vehicle type. Invoiced these items separately under the Repair Code listed in this bulletin.

CLAIM INFORMATION

Covered, one time, under the terms of the BMW New Vehicle Limited Warranty for Passenger Cars and Light Trucks.

Repair Code:	5131900200	F97 G01 LCI windscreen scattered light lens hood deformation
---------------------	-------------------	---

Obtain the flat rate unit (FRU) allowances for the following that applies.

Labor Operation	Description	Labor Allowance
00 00 006	Carrying out vehicle test (Main work)	As applicable
Or:		
00 00 556	Carrying out vehicle test (Plus work)	As applicable
And:		
61 21 528	Supporting voltage of the vehicle electrical system / recharging vehicle battery	As applicable
And, as needed:		
61 00 006*	Carrying out vehicle diagnosis, ABL (Work time)	WT
Or:		
00 58 500*	Diagnosis Worktime Flat Rate	2 FRU
And:		
00 73 898	Replace lens hood and rework holder (Associated work, after vehicle diagnosis)	8 FRU

If you are using a Main labor code for another repair, use the Plus code labor operation 00 00 556 instead of 00 00 006, or exclude (including 61 21 528) when the Vehicle Test is included in another repair.

Work time labor operation codes 61 00 006 and 00 58 500 are not considered Main labor operations.

BMW Group’s AIR Application Resource for Flat Rate Labor Operation Codes

To obtain the corresponding flat rate unit (FRU) allowance information from the BMW Group AIR application resource, start by entering the Chassis Number, which consists of the VIN’s last seven (7) characters or use the full VIN. Click on the “Search” button, and then enter the applicable flat rate labor operation in the FR code field.

*Based on which one applies to your center, please refer to **SI B01 01 20** or **B01 07 20** for the applicable procedure for documenting, claiming, and explaining, on the RO and in the claim comments, your diagnosis work time (WT), job/repair work time (WT), and the vehicle repairs your center performed, unless otherwise required by State law.

Other Repairs

If other eligible and covered work is performed because of performing the ISTA diagnostics, related test plans and/or other diagnosis, claim this work with the applicable Repair Code and the flat rate labor operations codes (including the diagnosis*) that apply.

FEEDBACK REGARDING THIS BULLETIN

Copyright ©2025 BMW of North America, Inc.

Technical Feedback	To submit feedback for the technical topic of this bulletin: Submit your feedback in the rating box at the top of this bulletin
Warranty Feedback	To submit feedback for the CLAIMS section of this bulletin: Submit an IDS ticket to the Warranty Department, or use the chat available in the Warranty Documentation Portal
Parts Feedback	To submit feedback for the PARTS section of this bulletin: Submit an IDS ticket to the Parts Department

Powered by [Froala Editor](#)

