



Service Bulletin

Bulletin No.: 24-NA-235

Date: May, 2025

TECHNICAL

Subject: Steering Column Rattle

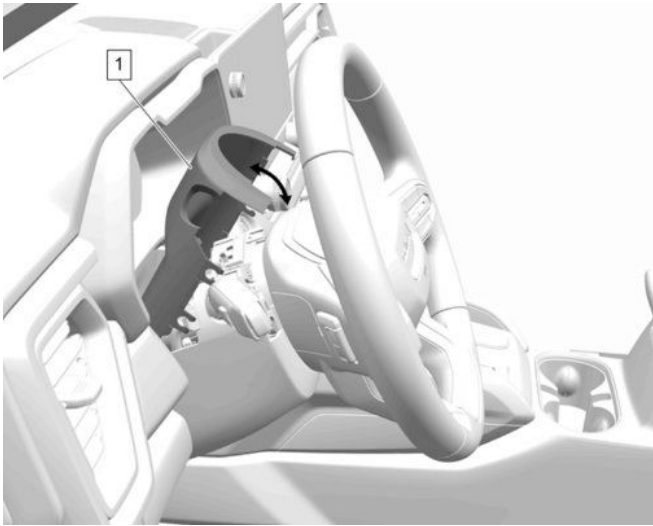
Brand:	Model:	Model Year:		VIN:		Engine:	Transmission:
		from	to	from	to		
Chevrolet	Colorado	2023	2025	-	-	All	All
GMC	Canyon	2023	2025				

Involved Region or Country	North America, Israel, GM Korea Company, Middle East
Condition	Some customers may comment on a rattle or loose fit of the steering column turn signal switch. When they use the turn signal on to turn either direction, instead of self-cancelling off it will switch to the opposite direction for a few flashes. Note: If the customer comments on the turn signal over cancelling. If when using their turn signal in either direction, instead of self-cancelling it will switch to the opposite direction for a few flashes. Refer to TSB #24-NA-176.
Cause	The cause of the condition may be a loose fit of the turn signal / trim mounting bracket fitting loosely.
Correction	Secure around the midpoint of the turn signal mounting bracket by following the procedure outlined below.

Important: Service agents must comply with all International, Federal, State, Provincial, and/or Local laws applicable to the activities it performs under this bulletin, including but not limited to handling, deploying, preparing, classifying, packaging, marking, labeling, and shipping dangerous goods. In the event of a conflict between the procedures set forth in this bulletin and the laws that apply to your dealership, you must follow those applicable laws.


Service Procedure

1. Extend the steering column to its furthest point to allow the instrument panel steering column upper trim cover to clear the instrument panel.
2. Using a small plastic trim tool, separate the instrument panel steering column upper trim cover (1) from the instrument panel steering column lower trim cover.




6754399

3. Remove the Instrument Panel Steering Column Upper Trim Cover (1)



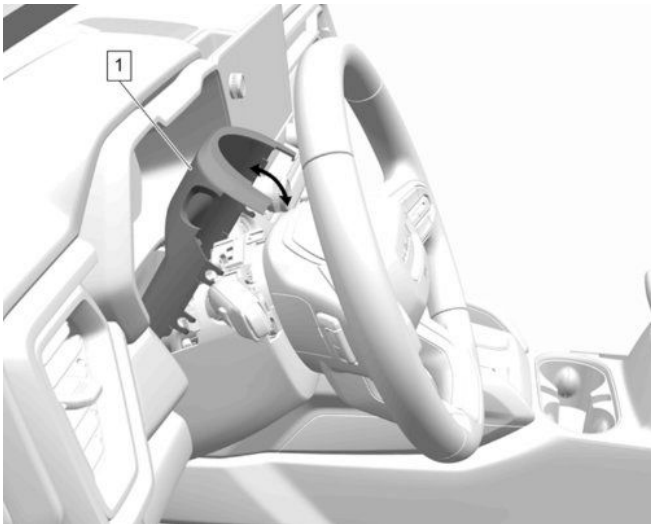
6754400

4. Using an appropriate size tie strap, wrap the turn signal mounting bracket and tighten.



6754401

5. Trim off extra zip tie.



6754399

6. Secure the instrument panel steering column upper trim cover (1) to the instrument panel steering column lower trim cover.

Warranty Information

For vehicles repaired under the Bumper-to-Bumper coverage (Canada Base Warranty coverage), use the following labor operation. Reference the Applicable Warranties section of Investigate Vehicle History (IVH) for coverage information.

Labor Operation	Description	Labor Time
*7486158	Zip Tie to Tighten Steering Column Bracket	0.3 hr
*This is a unique Labor Operation for Bulletin use only.		

Version	2
Modified	Released October 24, 2024 Revised May 13, 2025 – Updated Subject and Condition, Added 2025 Model Year.

