



GROUP	MODEL
<b>Voluntary Service Campaign</b>	<b>2026MY Sportage (NQ5a) and Sportage P/HEV (NQ5 P/HEV)</b>
NUMBER	DATE
<b>SC350</b>	<b>October 2025</b>

## VOLUNTARY SERVICE CAMPAIGN

SUBJECT:

### PDW OPERATION LOGIC IMPROVEMENT (SC350)

#### NOTICE

**This bulletin SC350, superseded the previously released TSB E4E400/SA629.**

This bulletin provides instructions for upgrading the Body Domain Controller (BDC) system on select 2026MY Sportage (NQ5a) and Sportage P/HEV (NQ5 P/HEV) vehicles listed in the table below. Due to a communication fault within the Body Domain Controller (BDC) in the subject vehicles, the Parking Distance Warning (PDW) system may operate intermittently. As a result, the PDW system may not trigger warning sounds or display visual warning indications to nearby objects when the vehicle is stopped or driven at low speeds. The upgrade addresses this issue by improving signal integrity and reducing the likelihood of communication disruptions. Follow the procedure outlined in this publication to upgrade the BDC system, which will improve communication stability between peripheral ICs and the BDC, and reduce communication disruptions to ensure smooth operation of the PDW feature. Refer to [SST081](#) for software upgrade instructions using Kia Diagnostic System (KDS) tablet and VCI-II and confirm the Upgrade Event Number/Name, ROM ID Information, and Manual Mode passwords (if applicable) on the applicable vehicle. Before conducting the procedure, verify that the vehicle is included in the list of affected VINs.

Model	Production Date Range
Sportage (NQ5a)	March 18, 2025 to September 11, 2025
Sportage (NQ5 P/HEV)	June 23, 2025 to September 2, 2025

#### NOTICE

**Repair status for a VIN is provided on KDealer+ (Service → Warranty Coverage → Warranty Coverage Inquiry → Campaign Information). Not completed Recall / Service Action reports are available on KDealer+ (Consumer Affairs → Not Completed Recall → Recall VIN → Select Report), which includes a list of affected vehicles.**

Refer to [TSB SST081](#) for instructions to upgrade the 'BDC/BCM' system:

To correct this condition, the specified system module should be reprogrammed using KDS as described in this bulletin in 'Auto Mode'.


Upgrade Event Name

875.NQ5a PE, NQ5 PE (HEV) BDC Upgrade for PDW Operation Logic Improvement


**NOTICE**

- Confirm a fully charged battery (12.3 volts or higher is necessary) is used or utilize a fully charged jump starter box connected to the battery.
- **Ensure the KDS GDS is sufficiently charged at 60% or higher prior to reflash.**
- All ECU upgrades must be performed with the ignition set to the 'ON' position unless otherwise stated.
- **Damaged VCI II units should not be used and promptly replaced.**
- Be careful not to disconnect the VCI-II connected to the vehicle during the ECU upgrade procedure.
- **DO NOT start the engine during ECU upgrade.**
- DO NOT turn the ignition key 'OFF' or interrupt the power supply during ECU upgrade.
- **When the ECU upgrade is completed, turn the ignition 'OFF' and wait 10 seconds before starting the engine.**
- ONLY use approved ECU upgrade software designated for the correct application.

[Connect the negative \(-\) terminal to the battery as shown below.](#)



**NOTICE**

Before attempting an ECU upgrade on any Kia model, make sure to first determine whether the applicable model is equipped with an immobilizer  security system. Failure to follow proper procedures may cause the PCM to become inoperative after the upgrade and any claims associated with this repair may be subject to chargeback.

SUBJECT:


## PDW OPERATION LOGIC IMPROVEMENT (SC350)

## ROM ID Information Table:

**ⓘ IMPORTANT**

It is recommended to ALWAYS check the Electronic Parts Catalog (EPC) to locate the ECU Part Number respective to Auto/Manual Mode ROM IDs. DO NOT reference the parts label affixed to the ECU.

**Upgrade Event #875**

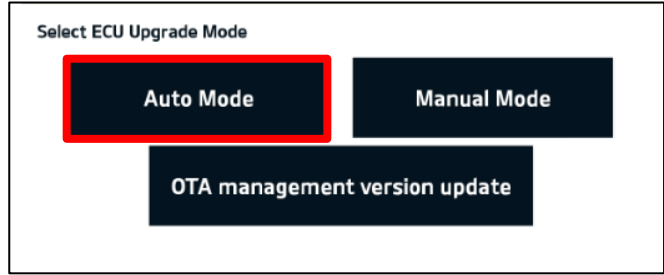
Model	System	IMMO 	ECU P/No.	ROM ID	
				Previous	New
NQ5a	BDC	YES	954AO DW000 954AO DW010 954BO DW000		
NQ5 (P/HEV)			954AO CH000 954AO CH010 954AO CH020 954AO CH030 954AO CH040 954AO CH500 954AO CH510 954AO CH520 954AO CH530 954BO CH000 954BO CH010 954BO CH040 954BO CH050 954BO CH070 954BO CH700 954BO CH710		

To verify the vehicle is affected, be sure to check the Calibration Identification of the vehicle's ECM ROM ID and reference the Information Table, as necessary.

**Software Information:**

The required software must be installed by selecting the **'Auto Mode'** ECU Upgrade option.

**Note:** In some case, the 'Manual Mode' installation option may be required **ONLY** if the 'Auto Mode' function fails or is otherwise noted above.



**NOTICE**

If the automatic upgrade fails, turn the ignition 'OFF' for about 10 seconds then place it back in the 'ON' position to reset the control unit BEFORE performing the manual upgrade.

'Manual Mode' passwords.

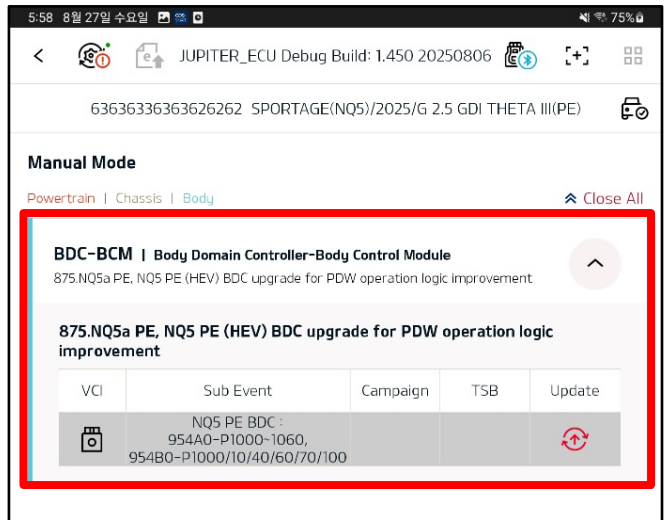
Menu	Password
NQ5a BDC: 954A0-DW000/10, 954B0-DW000	9540
NQ5 PE (HEV) BDC: 954A0-CH000~40/500~530, 954B0-CH000/10/40/50/70/700/710	0710

**UPGRADE EVENT:**

Select the applicable **'BDC/BCM'** system module and the Event Group for the vehicle model.

- **875.NQ5a PE, NQ5 PE (HEV) BDC Upgrade for PDW Operation Logic Improvement**

Verify the affected vehicle Calibration Identification of the applicable ECU ROM ID and reference the Information Table on page 3 as necessary.



SUBJECT:

**PDW OPERATION LOGIC IMPROVEMENT (SC350)****AFFECTED VEHICLE RANGE:**

Model	Production Date Range
Sportage (NQ5a)	March 18, 2025 to September 11, 2025
Sportage P/HEV (NQ5 P/HEV)	June 23, 2025 to September 2, 2025

**REQUIRED TOOL:**

Tool Name	Figure	Comments
Kia Diagnostic System (KDS)		KDS + VCI

**WARRANTY INFORMATION:****N CODE: N99 C CODE: C99**

Model	Claim Type	Causal P/N	Qty.	Repair Description	Labor Op Code	Op Time	Replacement P/N	Qty.
NQ5a	R	954A0 DW000	0	(SC350) BDC Software Logic Improvement	250A44R1	0.5 M/H	N/A	0
NQ5 (P/HEV)		954A0 CH000			250167R1			

Refer to [Warranty Bulletin 2025-24](#) for claim submission procedures. For Substitute Transportation policy, please refer to [Service Policy and Procedures Manual \(SPPM\) 6.11 "Kia Substitute Transportation"](#).

**NOTICE**

VIN inquiry data for this repair is provided for tracking purposes only. Kia retailers should reference [SC350](#) when accessing the KDealer+ system.

