



Carnival Power Sliding Door Feature

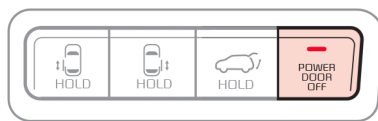
IMPORTANT REMINDER

October 3, 2025

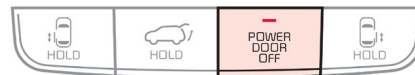
Dear Kia Carnival Owner:

As part of Kia's ongoing commitment to providing you with a superior ownership experience, we'd like to remind you about the proper use of the power sliding door and its automatic stop and reversal feature in your Kia Carnival. The power sliding door feature is designed to enhance accessibility and ease of use, but it's important to understand its functions and limitations to ensure safe and reliable operation. Please take a moment to review the information below to help you and your passengers use this feature with confidence.

- The automatic stop and reversal feature is a supplemental feature and should not be relied upon as a primary safety device as the feature will not activate in all situations. For example:
 - If weak resistance is detected, such as a body part that is thin or soft (e.g. **children's fingers or hands**), the power sliding door will not reverse.
 - If the door is near the latched position (i.e. **almost fully closed**), the power sliding door will continue to close.
- To prevent injury, make sure no body parts are in the path of the sliding door when closing.
 - A chime will sound 2 times to alert passengers when the power sliding door begins to close or open.
- Do not allow children to play with or around the power sliding door.
- Do not leave children or pets unattended near the power sliding door buttons as they may operate the power sliding door in a manner that could result in injury to themselves or others.
- Disable the power sliding door when the sliding door is not in use.
 - The power sliding door can be disabled anytime by pressing the POWER DOOR OFF button on the driver's panel to the left of the steering wheel or in the overhead console.



(Left of Steering Wheel)



(Overhead Console)

Operation of the Power Sliding Door and Automatic Stop and Reversal


The power sliding door operation, which is signaled by a chime sounding 2 times (when opening or closing the door) occurs when a person:

- Presses the button on the driver's panel to the left of the steering wheel, or
- Pulls the sliding door's interior handle, or
- Pulls the sliding door's exterior handle, or
- Presses the button on the sliding door's exterior handle, or
- Holds the power sliding door button on the Smart Key fob, or
- Presses the button located on the central pillar trim, or
- Approaches the sliding door area if the Smart Sliding Door feature (if equipped) is activated
 - The power sliding door can be opened (but not closed) with no-touch activation when certain conditions are met.

If sufficient resistance is detected by the power sliding door while opening or closing, a chime will sound 3 times, and the door will stop and/or reverse to allow any objects to be cleared. This feature is referred to as automatic stop and reversal.

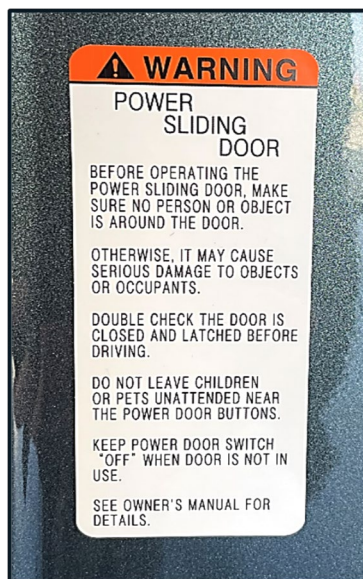
Limitations of Automatic Stop and Reversal Feature

- The automatic stop and reversal feature is a supplemental feature and should not be relied upon as a primary safety device as the feature will not activate in all situations.
- **The automatic stop and reversal feature is not equipped with optical sensing technology (such as that typically used in garage doors and elevators.) Object detection requires physical contact between the door and an object in its path.**
- A sensor is located on the outer front edge of each power sliding door.



- The automatic stop and reversal feature will not activate if weak resistance is detected, or if the door is nearing the closed position. For example:
 - If weak resistance is detected, such as a body part that is thin or soft (e.g. **children's fingers or hands**), the power sliding door will not reverse.
 - If the door is near the latched position (i.e. **almost fully closed**), the power sliding door will continue to close.

It is important that you read and become familiar with the cautionary information in your Owner's Manual as well as the warning provided on the center pillar of your vehicle. Below is an image of the center pillar warning for your reference:



A more detailed description of the operation of the power sliding doors has been provided to you in your owner's manual and Features and Functions Guide (<https://owners.kia.com/content/owners/en/manuals.html> or the QR Code provided to the right). Kia recommends that you read your Carnival owner's manual to ensure you understand the functionality and limitations of the automatic stop and reversal system as well as your responsibilities as a vehicle owner.



We hope this communication provides you with a better understanding of how the power sliding doors and automatic stop and reversal system in your Kia Carnival operate. If you have any questions, please feel free to contact us online via the link <http://customercare.kiausa.com> or by phone at 1-800-333-4542.

Sincerely yours,
Customer Care Department