

Condition

Applicable Vehicles						
VW Model(s)	Year	Eng. Code	Trans Code	VIN Range From	VIN Range To	PR Code
Atlas SE Atlas Cross Sport SE	2024-2025	All	All	All	All	#U2, #U3

Revision Table			
Instance Number	Published Date	Version Number	Reason for Update
2079184/1	9/17/2025	91-25-04	Original publication

"Pairing Declined" message when attempting to pair the App mobile remote start function on owner's smart phone.

 **NOTICE**

This bulletin only applies to the 2024 and 2025 Atlas and Atlas Cross Sport with SE trim with accessory remote start installed as a Manufacture Developed Options (MDO) or Dealer Installed Accessories (DIA).

 **NOTICE**

All documentation, pictures and printouts must be uploaded to WISE. See warranty section for more information on uploading information in WISE.

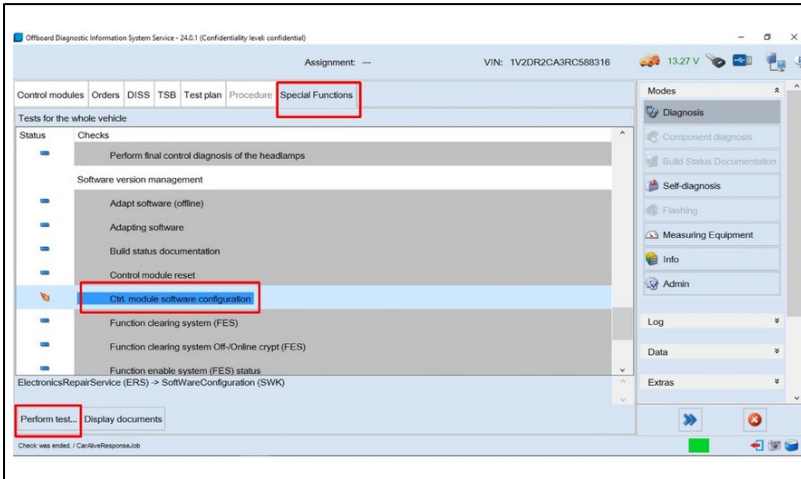
Technical Background

On 2024 and 2025 Atlas and Atlas Cross Sport SE trim models with accessory start feature installed as a MDO or DIA option, the customer's phone may not pair to the vehicle, the initial remote start function set-up session, resulting in the remote start feature in the myVW® app being inoperative. This is due to incorrect coding of the OCU.

Production Solution

Final production counter measure has been implemented in the ODIS test plan for all installations of the Volkswagen accessory remote start system.

Service

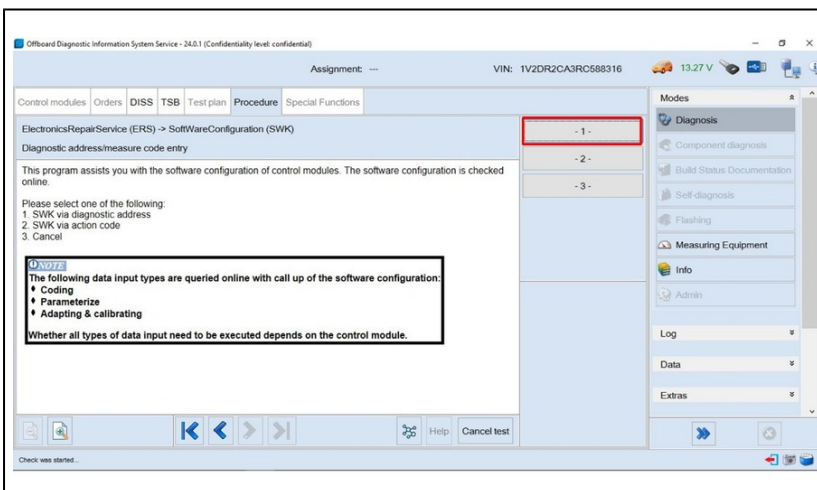


Step 1

Select special functions.

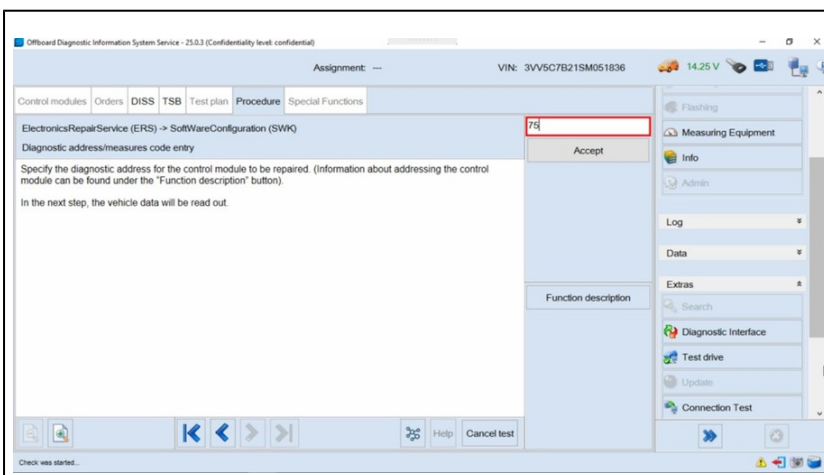
Select control module software configuration.

Select perform test.



Step 2

Select Option -1-.



Step 3

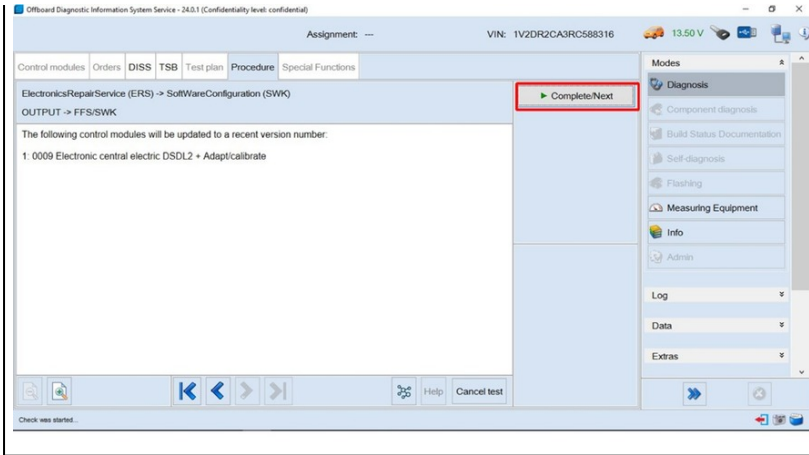
Enter -75-.



Step 4

Select Complete/Next.

Follow the remaining steps in the test plan.



Warranty

NOTICE

All documentation is needed for reimbursement and must be uploaded to WISE. For information on uploading documents and pictures in WISE, go to WISE>Resource Center> Dealer Processes & Guide, select pdf file: WISE Operations Section -DOC-IT Technical Bulletin Uploading Process Job Aid.

To determine if this procedure is covered under Warranty, always refer to the Warranty Policies and Procedures Manual.

VW Models	Year(s)	Eng. Code(s)	Trans. Code(s)	VIN Range From	VIN Range To
Atlas SE Trim	2024 - 2025	All	All	All	All
Atlas Cross Sport SE trim	2024 - 2025	All	All	All	All
SAGA Coding					
Claim Type: 12i			Use applicable Claim Type ¹⁾		
Service Number:	Damage Code	HST	Damage Location (Depends on Service No.)		
9666	0039	--	--		
Parts Manufacture	Atlas, Atlas Cross Sport		2024 – WWO ²⁾ 2025 – VOA ²⁾		
GFF functions (including Battery Charge)			01500010 = See Elsa for latest time units.		
GFF Time expenditure			01500060 = Actual GFF print out. 50 TU max.		
Road Test			01210002 = 00 TU		

Claim Comment: Input "As per Technical Bulletin 2079184" in comment section of Warranty Claim.

Required Parts and Tools

Tool Description	Tool No:
Midtronics Battery Tester/Charger	Incharge 940 (INC-940) or GRX3000VAS
VAS Diagnostic Tool	VAS 6151/X & VAS 6160/X and ODIS Service with: current online updates

No special parts required.

Additional Information

All part and service references provided in this Technical Bulletin are subject to change and/or removal. Always check with your Parts Dept. and Repair Manuals for the latest information.

© 2025 Volkswagen Group of America, Inc. All rights reserved. Information contained in this document is based on the latest information available at the time of printing and is subject to the copyright and other intellectual property rights of Volkswagen Group of America, Inc., its affiliated companies and its licensors. All rights are reserved to make changes at any time without notice. No part of this document may be reproduced, stored in a retrieval system, or transmitted in any form or by any means, electronic, mechanical, photocopying, recording, or otherwise, nor may these materials be modified or reposted to other sites, without the prior expressed written permission of the publisher.