



Technical Service Bulletin

GROUP

BODY ELECTRICAL

NUMBER

25-BE-020G

DATE

SEPTEMBER 2025

MODEL(S)

SEE BELOW

SUBJECT: 2025 1ST NAVIGATION MAP AND SOFTWARE UPDATE

Description: This bulletin provides information related to the changes introduced in the 2025 1st Navigation Map and Software Update. The changes may vary depending on vehicle type, model, and navigation system as described in this TSB.

Download software via Navigation Updater (NAU) and update by USB:

- NAU website: <https://update.genesis.com/US/EN/navigationUpdate>

For certain models equipped with a relevant Genesis Connected Services (GCS) package, the software may be downloaded and applied via OTA update.

Applicable Vehicles:

Model Year	Model	Equipment
2021 – 2025	All	Premium Gen6 Navigation
2022 – 2025	All	Standard Gen5 Wide Navigation
2023 – 2024	All	cclC Navigation
2024 – 2025	All	cclC27 Navigation

NOTICE

To avoid any potential damage to Genesis EVs, Genesis EV repairs can only be performed by EV certified Genesis retailers.



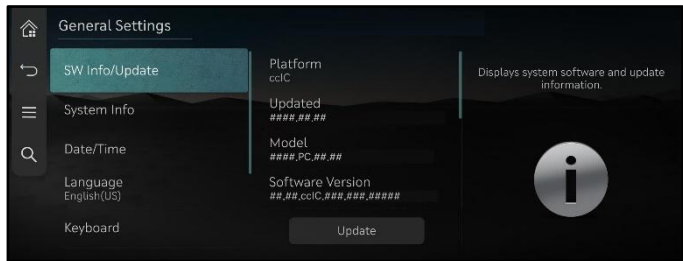



Information

- This update provides Map data as well as software that may add new features or remove others, which may change the appearance of the user interface or the way it is used. After installation, it is **NOT** possible to revert to the previous software version.
- Certain new features, such as Connected Routing and Weather Data, require an active Connected Services subscription to access.
- If any issues are experienced while using the NAU software, or **before** or **after** installation, please contact Hyundai Customer Care.
- If updating by NAU download and USB flash drive, please use a 64 GB (or larger) USB flash drive and format it as EXFAT **before** using the NAU software.
- During the vehicle software installation, the vehicle must be running to keep the battery charged.
 - Do **NOT** change to **ACC** mode.
 - Do **NOT** turn **OFF** the Start button/ignition switch.
 - Do **NOT** disconnect the USB flash drive during the upgrade procedure.
- Disconnecting the USB flash drive during the download/update process can lead to corrupt files and a Map update failure.

Circulate To: General Manager, Service Manager, Parts Manager, Warranty Manager, Service Advisors, Technicians, Body Shop Manager, Fleet Repair

Parts Information:

Model	Picture	Part Name	Remarks
2021 – 2025MY models equipped with Premium Gen6 Navigation		2025 1st Navigation Map and Software Update	Update can be downloaded from NAU or remotely by vehicles that support OTA. USBs must be supplied by dealer. Availability expected after 10/06/2025
2022 – 2025MY models equipped with Standard Gen5 Wide Navigation			
2023 – 2024MY models equipped with cclC Navigation			
2024 – 2025MY models equipped with cclC27 Navigation			

Note: With the release of the 2025 1st Navigation Map and Software Update, users with vehicles that support OTA can expect a Notification Message (NTC) to be sent to their head unit. This message is expected to be received by the head unit on the first vehicle start, once during every seven-day cycle, until the head unit software is updated.

2025 1st Navigation Map and Software Update Key Improvement Items:

Improvement	Gen 5W	P.Gen6	ccIC	ccIC27
Apply Real-time Vehicle Status (MQTT) for GEN2 Connected Car Services (CCS)	X	X	X	
In-Vehicle Activation (IVA) applied for Genesis Connected Services (GCS) enrollment via head unit and QR Code	X	X	X	X
Electric Vehicle Services (EVS) 2.0 CCS applied (CCIC / CCIC27 applied previously)	X	X		

2025 1st Navigation Map and Software Update Improvements:

Improvement	Gen 5W	P.Gen6	ccIC	ccIC27
Ignore MICOM updates newer than 2025 1 st Map Update to prevent rear view camera blockage during software update	X			
Improved AVN functionality during foreground update	X	X		
Display a revised notification on the AVN prior to the application of Over-the-Air (OTA) and USB updates	X	X	X	X
Address lag issue when starting lap time measurements in N mode	X			
Added additional certificates to reduce SCOMO OTA download failures	X			
Address Radio presets being reset when changing User Profiles	X			
Protection logic added for app crashes on modem information screen	X			
Address SCOMO OTA updates intermittently updating only NAVI/MAP	X			
Resolve Intermittent “Bluetooth Initializing” popup message	X			
Add a Charging Filter Setting button on the Route Options screen after setting the destination	X	X	X	
Start Route Guidance without the Route Options screen	X			
Changed to always display the wireless charging indicator	X	X		
Add common nicknames to dummy phonebook data to guide the call initiation scenario for cases like “Mom” and “Daddy”		X	X	X
Address phenomenon of GV70 Air Conditioner controller automatically changing from Fahrenheit to Celsius		X		

2025 1st Navigation Map and Software Update Improvements (continued):

Improvement	Gen 5W	P.Gen6	ccIC	ccIC27
Address phenomenon where SXM Popup is continuously shown despite “Hide” option being selected		X		
Change the Phone Projection Icon Image on the Home Screen			X	X
Address behavior of programming Odometer with GDS tool resulting in the recorded value being in kilometers			X	X
Improved AVN boot time after reset			X	