



| | |
|--------|---|
| GROUP | MODEL |
| ELE | 2026MY Sportage (NQ5a) and Sportage P/HEV (NQ5 P/HEV) |
| NUMBER | DATE |
| 400 | September 2025 |

TECHNICAL SERVICE BULLETIN

SUBJECT: SERVICE ACTION: PDW OPERATION LOGIC IMPROVEMENT (SA629)

This bulletin provides instructions for upgrading the Body Domain Controller (BDC) system on select 2026MY Sportage (NQ5a) and Sportage P/HEV (NQ5 P/HEV) vehicles, as listed in the table below. In some cases, intermittent normal operation of the Parking Detection Warning (PDW) feature may occur due to unstable communication between the BDC and peripheral Integrated Circuits (IC). The upgrade addresses this issue by improving signal integrity and reducing the likelihood of communication disruptions. Follow the procedure outlined in this publication to upgrade the BDC system, which will improve communication stability between peripheral ICs and the BDC, and reduce communication disruptions to ensure smooth operation of the PDW feature. Refer to [SST081](#) for software upgrade instructions using Kia Diagnostic System (KDS) tablet and VCI-II and confirm the Upgrade Event Number/Name, ROM ID Information, and Manual Mode passwords (if applicable) on the applicable vehicle. Before conducting the procedure, verify that the vehicle is included in the list of affected VINs.

| Model | Production Date Range |
|----------------------|----------------------------------|
| Sportage (NQ5a) | March 18, 2025 to September 11 |
| Sportage (NQ5 P/HEV) | June 23, 2025 to August 15, 2025 |

NOTICE

A Service Action is a repair program without customer notification that is performed during the warranty period. Any dealer requesting to perform this repair outside the warranty period will require DPSM approval.

Repair status for a VIN is provided on KDealer+ (Service → Warranty Coverage → Warranty Coverage Inquiry → Campaign Information). Not completed Recall / Service Action reports are available on KDealer+ (Consumer Affairs → Not Completed Recall → Recall VIN → Select Report), which includes a list of affected vehicles.

This issue number is [SA629](#).

Refer to [TSB SST081](#) for instructions to upgrade the 'BDC/BCM' system:

To correct this condition, the specified system module should be reprogrammed using KDS as described in this bulletin in 'Auto Mode'.


Upgrade Event Name

875.NQ5a PE, NQ5 PE (HEV) PE BDC Upgrade for PDW Operation Logic Improvement


NOTICE

- Confirm a fully charged battery (12.3 volts or higher is necessary) is used or utilize a fully charged jump starter box connected to the battery.
- **Ensure the KDS GDS is sufficiently charged at 60% or higher prior to reflash.**
- All ECU upgrades must be performed with the ignition set to the 'ON' position unless otherwise stated.
- **Damaged VCI II units should not be used and promptly replaced.**
- Be careful not to disconnect the VCI-II connected to the vehicle during the ECU upgrade procedure.
- **DO NOT start the engine during ECU upgrade.**
- DO NOT turn the ignition key 'OFF' or interrupt the power supply during ECU upgrade.
- **When the ECU upgrade is completed, turn the ignition 'OFF' and wait 10 seconds before starting the engine.**
- ONLY use approved ECU upgrade software designated for the correct application.

[Connect the negative \(-\) terminal to the battery as shown below.](#)



NOTICE


Before attempting an ECU upgrade on any Kia model, make sure to first determine whether the applicable model is equipped with an immobilizer  security system. Failure to follow proper procedures may cause the PCM to become inoperative after the upgrade and any claims associated with this repair may be subject to chargeback.

SUBJECT:

SERVICE ACTION: PDW OPERATION LOGIC IMPROVEMENT (SA629)**ROM ID Information Table:****❗ IMPORTANT**

It is recommended to **ALWAYS** check the Electronic Parts Catalog (EPC) to locate the ECU Part Number respective to Auto/Manual Mode ROM IDs. **DO NOT** reference the parts label affixed to the ECU.

Upgrade Event #875

| Model | System | IMMO  | ECU P/No. | ROM ID | |
|----------------|--------|--|--|----------|-----|
| | | | | Previous | New |
| NQ5a | BDC | YES | 954AO DW000 954AO DW010 954BO DW000 | | |
| NQ5 (P/HEV) | | | 954AO CH000 954AO CH010 954AO CH020 954AO CH030 954AO CH040 954AO CH500 954AO CH510 954AO CH520 954AO CH530 954BO CH000 954BO CH010 954BO CH040 954BO CH050 954BO CH070 954BO CH700 954BO CH710 | | |

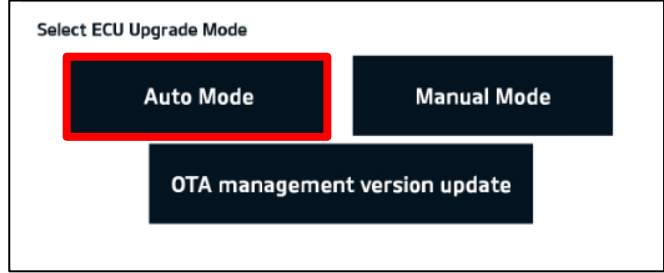
To verify the vehicle is affected, be sure to check the Calibration Identification of the vehicle's ECM ROM ID and reference the Information Table, as necessary.



Software Information:

The required software must be installed by selecting the **'Auto Mode'** ECU Upgrade option.

Note: In some case, the 'Manual Mode' installation option may be required ONLY if the 'Auto Mode' function fails or is otherwise noted above.



NOTICE

If the automatic upgrade fails, turn the ignition 'OFF' for about 10 seconds then place it back in the 'ON' position to reset the control unit BEFORE performing the manual upgrade.

'Manual Mode' passwords.

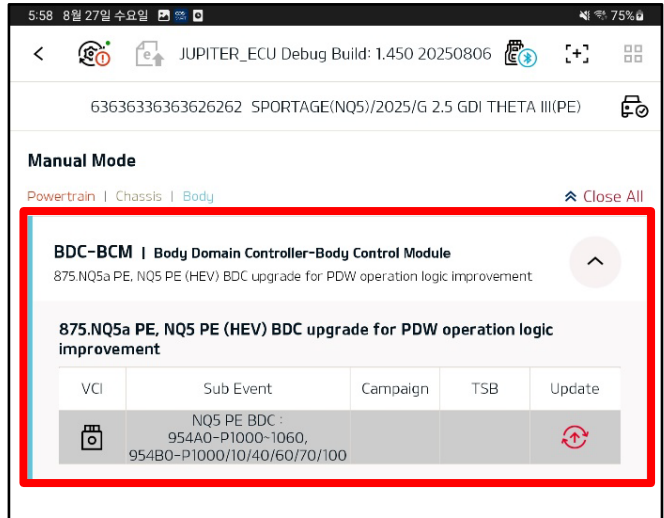
| Menu | Password |
|---|----------|
| NQ5a BDC: 954A0-DW000/10, 954B0-DW000 | 9540 |
| NQ5 PE (HEV) BDC: 954A0-CH000~40/500~530, 954B0-CH000/10/40/50/70/700/710 | 0710 |

UPGRADE EVENT:

Select the applicable **'BDC/BCM'** system module and the Event Group for the vehicle model.

- 875.NQ5a PE, NQ5 PE (HEV) PE BDC Upgrade for PDW Operation Logic Improvement

Verify the affected vehicle Calibration Identification of the applicable ECU ROM ID and reference the Information Table on page 3 as necessary.



SUBJECT:

SERVICE ACTION: PDW OPERATION LOGIC IMPROVEMENT (SA629)**AFFECTED VEHICLE RANGE:**

| Model | Production Date Range |
|----------------------------|----------------------------------|
| Sportage (NQ5a) | March 18, 2025 to September 11 |
| Sportage P/HEV (NQ5 P/HEV) | June 23, 2025 to August 15, 2025 |

REQUIRED TOOL:

| Tool Name | Figure | Comments |
|-----------------------------|---|-----------|
| Kia Diagnostic System (KDS) |  | KDS + VCI |

WARRANTY INFORMATION:**N Code: N99 C Code: C99**

| Model | Claim Type | Causal P/N | Qty. | Repair Description | Labor Op Code | Op Time | Replacement P/N | Qty. |
|----------------|------------|----------------|------|--|---------------|------------|-----------------|------|
| NQ5a | V | 954A0 DW000 | 0 | (SA629) BDC Software Logic Improvement | 250A44R0 | 0.5 M/H | N/A | 0 |
| NQ5 (P/HEV) | | 954A0 CH000 | | | 250167R0 | | | |

NOTICE

VIN inquiry data for this repair is provided for tracking purposes only. Kia retailers should reference SA629 when accessing the KDealer+ system.

