



Technical Service Bulletin

SUBJECT: NEW MODEL FEATURES & SERVICE INFORMATION - 2026 ECLIPSE CROSS			No: TSB-25-00-012
			DATE: August 2025
			MODEL: 2026 Eclipse Cross
CIRCULATE TO:	<input type="checkbox"/> GENERAL MANAGER	<input checked="" type="checkbox"/> PARTS MANAGER	<input checked="" type="checkbox"/> TECHNICIAN
<input checked="" type="checkbox"/> SERVICE ADVISOR	<input checked="" type="checkbox"/> SERVICE MANAGER	<input checked="" type="checkbox"/> WARRANTY PROCESSOR	<input checked="" type="checkbox"/> SALES MANAGER

PURPOSE



This bulletin contains important new model service information and features for the **2026 Eclipse Cross** (U.S. models only). Review the details that follow to familiarize yourself regarding new features and options. Refer to the 2026 Eclipse Cross Service Manual on MEDIC, MDL, or CD (p/n MSCD-020B-2026), and the Owner's Manual for details on these and other features.

AFFECTED VEHICLES

2026 Eclipse Cross

U.S. MODEL LINEUP

MODEL	ENGINE	TRANSMISSION
ES	1.5L MIVEC DOHC 4-cylinder Direct-Injection Turbocharged (4B40 TC)	Continuously Variable Transmission (CVT) with 8-step Sport Mode
LE		
BE		
RALLIART		
SE		
SEL		

SERVICE INFORMATION

See TSB-25-00-013 for 2026 Eclipse Cross Technical Specifications.

PRODUCT CHANGES FOR 2026

Eclipse Cross product changes for 2026 include:

- Trim carried over from MY2025
- ES trim adds 8.0 Smartphone-Link Display Audio (SDA) and Apple CarPlay and Apple Auto
- 8.0 Navigation system is no longer available and is replaced by 8.0 SDA on SE trim and up
- "What Three Words" system is no longer available due to 8.0 Navigation system removal

Copyright 2025, Mitsubishi Motors North America

The information contained in this bulletin is subject to change. For the latest version of this document, go to the Mitsubishi Dealer Link, MEDIC, or the Mitsubishi Service Information website (www.mitsubishitechinfo.com).

FEATURES BY MODEL

ECLIPSE CROSS ES FEATURES

- 16" alloy wheels
- LED taillights & DRL
- Telescopic steering wheel
- 8.0" Smartphone-link Display Audio w/AA & CP
- Single-zone auto A/C
- Forward Collision Mitigation
- Lane Departure Warning
- Hill Start Assist
- Active Stability Control
- Remote keyless entry
- LED headlights
- LED foglights
- Rear Seat Alert

ECLIPSE CROSS LE FEATURES

- Heated side mirrors
- Rain sensing wipers
- Heated front seats
- 8" Smartphone-link Display Audio w/AA&CP
- Mitsubishi Connect
- SiriusXM w/3-month all trial access
- Voice control on steering wheel
- 2x USB ports
- Rear USB port
- FAST-Key entry system
- Sunglass holder
- Auto High Beam
- LE Black parts
 - Black side mirrors
 - Black 18" alloy wheels
 - Door handle covers (installed at Port of Entry)
 - Hood badge (installed at Port of Entry)
 - Bumper protector (installed at Port of Entry)

FEATURES BY MODEL (Continued)

ECLIPSE CROSS RALLIART FEATURES

- Ralliart mud flaps
- Ralliart floor mats
- Ralliart graphics
- Red & black front, rear and side effects
- Red & black spoiler
- Ralliart trim badge
- Red stitch steering wheel, shifter, seats and hand brake

ECLIPSE CROSS SE FEATURES

- LED headlights (low/high)
- Auto light control
- Power folding side mirrors
- 18" two-tone alloy wheels
- 8-way power driver seat
- Synthetic suede seats
- Faux leather shifter
- 8" Smartphone-link Display Audio w/AA&CP
- 6 speakers
- Dual-zone auto A/C
- Auto dimming mirror
- Electronic parking brake
- Rear armrest
- Blind Spot Warning
- Rear Cross Traffic Alert
- Electronic tailgate w/kick motion sensor
- Adaptive Cruise Control w/stop and go
- Leather-wrapped steering wheel
- Rear USB port

ECLIPSE CROSS BLACK EDITION FEATURES

- Tailgate Spoiler
- Lip Spoiler
- Black Edition Hood Emblem
- Black Wheel Locks & Lugs
- Black Door Handle Trim
- Black Edition Badge
- Sport Pedals
- Black Roof Rails
- Black 18" alloy wheels

FEATURES BY MODEL (Continued)

ECLIPSE CROSS PANORAMA PACKAGE FEATURES

- Power panoramic sunroof
- Black roof rails

ECLIPSE CROSS SEL FEATURES

- Paddle shifters
- Black headliner/pillars
- 8-way power passenger seat
- Leather seats
- Heated steering wheel
- 360 camera
- 8" Smartphone-link Display Audio w/AA&CP
- Blind Spot Warning
- Rear cross traffic alert
- Body color lower side garnish

ECLIPSE CROSS SEL TOURING PACKAGE FEATURES

- Heated rear seats
- MPSS with 8 speakers
- HUD on screen
- Auto dimming mirror w/Homelink
- Power panoramic sunroof
- Black roof rails

EXTERIOR

Trim

Two trim color line-ups to choose from: black/red or silver (Port of Entry accessories). One provides a more sporty appearance while the other shows a more sophisticated appearance.



Body Kit Accessory Package

Front under-garnish, side extension, rear under-garnish with corner garnish body kit expresses the uniqueness of Eclipse Cross. Front under-garnish shows a daring mask and rear under-garnish consisting of three pieces, creating a sportier look. Side extension emphasizes the side view giving more presence to match the front and rear garnish.

Although the body kit extends vehicle length and a daring appearance, practicality standards such as original ground height, low aerodynamic noise, road driving capability, pedestrian safety features and collision safety features are unchanged. Owners can enjoy the exterior styling change without worrying about change in performance.

Since the side extension is installed on the outside of the door garnish, customers can avoid their clothes getting dirty when getting in and out of the vehicle.

The mechanical structure enhances vibration resistance and are firmly fixed to the vehicle.

Black front under garnish, side extension, and rear under garnish available for SEL.

Silver front under garnish, side extension, and rear under garnish available for ES, LE, and SE.



Tailgate Spoiler/Tailgate Lip Spoiler

The new tailgate spoiler with dynamic styling and tailgate lip spoiler are available in all body colors. The engine hood emblem are available in silver and black.




Engine Hood Emblem

The engine hood emblem is available in two available color options (silver and black).



Door Mirror Cover

Black carbon-look and chrome covers are available to easily differentiate from standard styling.



Mud Guards (Front/Rear)

Mud guards can be installed with the body kit.



Mud guard

Rear Bumper Protector

Rear bumper protector has the same pattern and carbon-like appearance as the rear under-garnish.



Rear bumper protector

Body Side Decal

The body side decal is light reflective and the Eclipse Cross logo is also available.



Body side decal

Paint Colors

	Red Diamond	Alloy Silver	White Diamond	Labrador Black	Lightning Blue	Mercury Gray
ES						
LE						
RALLIART						
BLACK EDITION						
SE						
SEL						

Handsfree Power Tailgate

When the vehicle key is in immediate proximity, the available Handsfree Power Tailgate automatically opens the trunk with a simple foot movement.



Towing Power

The available towing package includes a tow hitch and tow harness allows you to connect any compatible trailer to your vehicle. The trailer can have taillights, brake lights, and turn signals that work in sync with the vehicle. Some trailers may have different connectors, and separately sold adapters may be required.



INTERIOR

Head-Up Display (HUD)

With the available full-color Head-Up Display (HUD), you can view speed, cruise control indicators, and enabled safety features, as you focus on driving. Easily customize the brightness, height, and rotation of the display - as well as what information to show.



Mitsubishi Power Sound System (MPSS)

Mitsubishi Power Sound System (MPSS) was developed to provide a richer, deeper sound, using premium speakers in eight locations around the cabin ensuring every song on playlists sound incredible.




Dual Zone Automatic Climate Control

Available Dual Zone Automatic Climate Control allows the driver and passengers to keep things as cool or toasty as they'd like.



Panoramic Sunroof

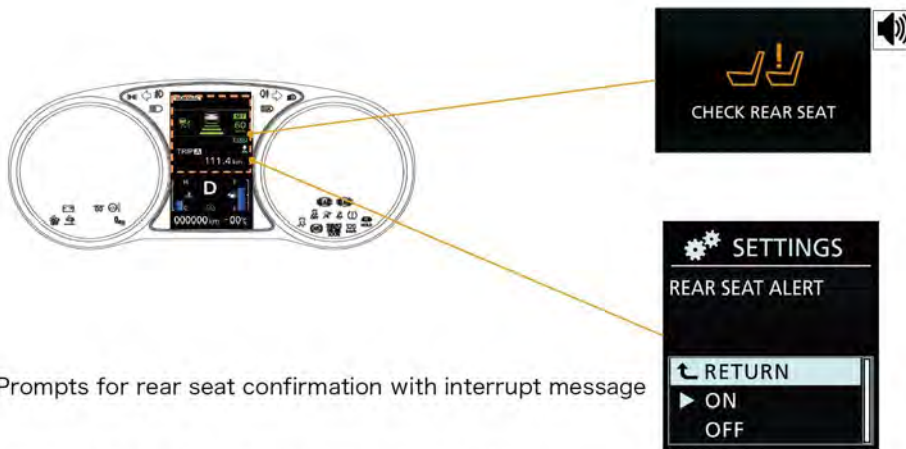
The available power panoramic sunroof provides a spectacular view of the sky and the natural light it draws into the cabin will make the spacious interior of your Eclipse Cross feel even bigger.



Rear Seat Alert

Rear Seat Alert is activated when there is potential for leaving an occupant in the rear seat when the vehicle is placed in park. The Rear Seat Alert system:

- Works based on the opening and closing of the rear door
- Will flash specific "Check Rear Seat" symbol along with audible warning to warn the driver after driving speed is > 3.11 mph and vehicle is placed in park



Prompts for rear seat confirmation with interrupt message

System On/Off can be switched in setting menu

SAFETY FEATURES¹

FCM/LDW/AHB

Forward Collision Mitigation (FCM) w/Pedestrian Detection and Lane Departure Warning (LDW) now standard on all Eclipse Cross trims. Automatic High Beam (AHB) systems are available on LE and up.



*AHB available on LE and up

Rear Cross Traffic Alert

The available Rear Cross Traffic Alert system helps to detect if a vehicle is approaching from either side as the driver is backing up. When a vehicle is detected, lights on both side mirrors will blink, an audible warning will alert the driver, and a warning message will appear on the color display.



Multi-View Camera System

Maneuver into tight parking spots with ease. The available Multi-View Camera System uses multiple camera around the vehicle to create a composite, bird's-eye view of the area. A wide-angle view also helps show what's directly behind you.



¹"For dealer use only. Customers should review the Owner's Manual for important information about the limitations of these systems. These systems are not a substitute for safe driving and the driver must remain alert at all times."

SAFETY FEATURES (continued)

Adaptive Cruise Control

Available Adaptive Cruise Control is a technology designed maintain a preset distance. This system automatically adjusts the vehicle's speed based on the detected speed of the vehicle ahead.



Blind Spot Warning and Lane Change Assist

Available Blind Spot Warning and Lane Change Assist help you make the right choice when changing lanes. If a vehicle is traveling in the detection areas, a warning light will appear in the corresponding side mirror. If your turn signal is on, an audible and visual alert will indicate that there is a car in the next lane.



RISE Body Construction

Mitsubishi's advanced Reinforced Impact Safety Evolution (RISE) body uses crumple zones that help redirect and absorb energy in the event of a collision. Strategic reinforcements at crucial points complement its side-impact door beams.



Rain-Sensing Wipers

The driver can keep their hands on the wheel during inclement weather with available rain-sensing windshield wipers. At the first drop of rain, the wipers will activate and adjust to match the frequency of rainfall so the driver can focus on driving.



PERFORMANCE/TECHNOLOGY

Advanced Control

S-AWC uses Active Yaw Control, which regulates the driving and braking forces between the front wheels. Using information from steering angle and yaw rate to driving torque, braking pressure, and wheel speed, Active Yaw Control helps you get the most out of your vehicle's 4WD capabilities.

Turbocharged Efficiency

The 1.5L direct-injection turbocharged engine give you a burst of power and pace. Combined with a standard CVT (Continuously Variable Transmission) and 8-speed Sport Mode, the 2026 Eclipse Cross delivers quick and responsive acceleration with reliable fuel-efficiency³.

FAST-Key Entry System

Easily lock and unlock the vehicle with the available FAST-Key Entry System. One push to unlock the driver door handle and two pushes on the handle for the others.



myQ® Connected Garage

Use available myQ® Connected Garage to monitor and open or close your garage door from anywhere with seamless in-dash touchscreen control. Compatible with Android Auto™ and available with your MITSUBISHI CONNECT™ subscription.



³2024 EPA Fuel Economy Estimates 25 City/28 Highway for Eclipse Cross ES, 25 City/26 Highway for Eclipse Cross LE, SE, SEL. Actual mileage may vary with driving conditions. Use for comparison only.
7/30/2025

PORT OPTIONS

PACKAGE NAME	MODELS WITH OPTIONAL AVAILABILITY
Black Bumper Protector	ES; SE; SE PANO; SEL; SEL TOUR, RALLIART, BLACK EDITION
Roadside Assistance Kit	ALL MODELS
Scuff Plates	ALL MODELS
Cargo Management System	ALL MODELS
Cargo Net	ALL MODELS
Seat Back Net	ALL MODELS
Cargo Scuff Plates	ALL MODELS
Cargo Tray	ALL MODELS
Black Door Handle Trim	ES; LE; SE; SE PANO; SEL; SEL TOUR
Dynamic Shield Illumination	LE; SE; SE PANO; SEL; SEL TOUR; BLACK EDITION
Door Ground Illumination	LE; SE; SE PANO; SEL; SEL TOUR; BLACK EDITION
Spoiler	LE; SE; SE PANO; SEL; SEL TOUR; BLACK EDITION
Carpet Floor Mats	ALL MODELS
LED Illumination	ES; SE; SE PANO; SEL; SEL TOUR; BLACK EDITION
Wheel Locks & Lugs (Black)	ES; LE; SE; SE PANO; SEL; SEL TOUR
Wheel Locks (Chrome)	ES; LE; SE; SE PANO; SEL; SEL TOUR
Mud Guards	ES; LE; SE; SE PANO; SEL; SEL TOUR
Hood Emblem (Chrome)	ES; SE; SE PANO; SEL; SEL TOUR
Hood Emblem (Black)	ES; SE; SE PANO; SEL; SEL TOUR
Sports Pedals	ES; LE; SE; SE PANO; SEL; SEL TOUR
All-Weather Floor Mats	ALL MODELS

WARRANTY

<ul style="list-style-type: none"> Basic New Vehicle Limited Warranty - 5 years or 60,000 miles
<ul style="list-style-type: none"> Powertrain - 10 years or 100,000 miles (original retail purchaser only). 5 years or 60,000 miles to subsequent owners.
<ul style="list-style-type: none"> Outer Panel Rust Perforation - 7 years or 100,000 miles
<ul style="list-style-type: none"> Adjustments - 1 year or 12,000 miles
<ul style="list-style-type: none"> Roadside Assistance - 5 years / unlimited miles
<ul style="list-style-type: none"> Emissions - Refer to the Warranty and Maintenance Manual for coverage details.