

Technical Service Bulletin

Topic	93 e-tron GT: converting high-voltage battery charger from 22kW to 11 kW
Market area	United States 444 Volkswagen of America, Inc. (6444)
Brand	Audi
Transaction No.	2078782/1
Level	EH
Status	Released for publishing
Release date	Aug 19, 2025

New customer code

Object of complaint	Complaint type	Position
power, vehicle electrical system, data transfer -> battery management -> charging high-voltage battery	functionality -> faulty	

Vehicle data

e-tron GT (F8)

Sales types

Type	MY	Brand	Designation	Engine code	Gearbox code	Final drive code
F8*	2022	A		*	*	*
F8*	2023	A		*	*	*
F8*	2024	A		*	*	*

PR numbers

PR numbers
?:or ?::with KB4

Documents

Document name
master.xml
bild1.jpg
schnellere_bearbeitung_optimiert.png

 Connection offline

Technical Service Bulletin

Transaction No.: **2078782/1**

93 e-tron GT: converting high-voltage battery charger from 22kW to 11 kW

Release date: Aug 19, 2025

Condition

Customer states:

Complaints on charging / DTC.

Workshop findings:

According to a TSB/Guided Fault Finding, the high-voltage battery charger must be replaced.

There are no 22 kW high-voltage battery chargers available in the electronic parts catalogue => ETKA.

Technical Background

The previous 22 kW high-voltage battery charger (OBC) for the e-tron GT is no longer available. As such, an 11 kW high-voltage battery charger (OBC) must be used if a replacement battery charger is required.

Production Solution

Not applicable.

Service

NOTICE

Try to reproduce the customer complaint (based on the description/cause of the issue), so that it can be clearly assigned to this TSB. The following repair must only be carried out if all the criteria (model/type, chassis number, engine/motor and gearbox code, PR number(s), part number, software version, code etc.) apply exactly. Otherwise, this solution will not eliminate the problem and repeat repairs may be necessary. In such a case, we may reject the warranty claim and charge back the cost of the parts.

If a replacement is required, the 22 kW high-voltage battery charger must be replaced with an **11 kW high-voltage battery charger**. To do so, proceed as follows:

1. Remove 22 kW high-voltage battery charger according to the Workshop Manual

Remove charging unit for high-voltage battery → Electric drive motor 0EG; Rep.Gr. 93 ; Charging unit for high-voltage battery; Removing and installing charging unit 1 for high-voltage battery AX4

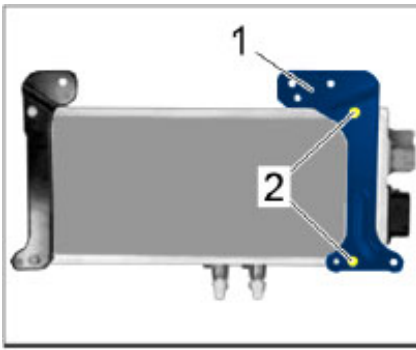
2. Install new 11 kW high-voltage battery charger according to the Workshop Manual

The brackets must be modified to install the 11 kW high-voltage battery charger:

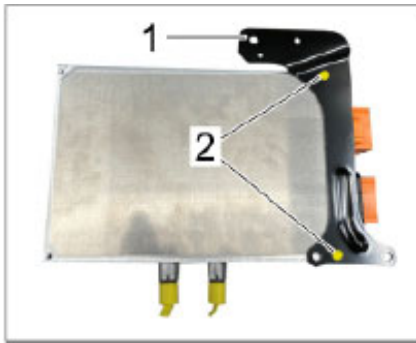
a) Modify the bracket of the 22 kW high-voltage battery charger to fit the 11 kW high-voltage battery charger

Follow the instructions in the Workshop Manual Charging unit for high-voltage battery → Electric drive motor 0EG; Rep.Gr. 93 ; Charging unit for high-voltage battery; Removing and installing bracket for charging unit 1 for high-voltage battery AX4.

Both brackets of the 22 kW high-voltage battery charger (position 1) are removed (see following image).

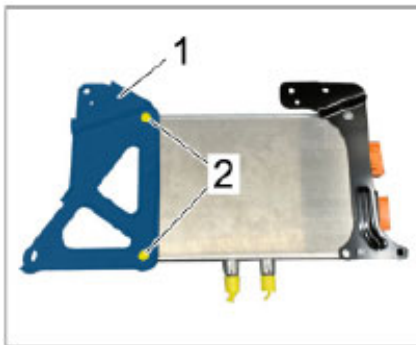


Fit one of the two previously removed brackets at position 1 (see following image) on the new 11 kW high-voltage battery charger using the new shorter (M6x18) bolts (see position 2). The tightening torque is 8 Nm.



b) Secure new bracket

The new bracket is fitted to the side facing away from the connector using the **new, shorter (M6x18)** bolts (see following image). The tightening torque is 8 Nm.



3. Install the 11 kW high-voltage battery charger according to the Workshop Manual

Install charging unit for high-voltage battery → Electric drive motor 0EG; Rep.Gr. 93 ; Charging unit for high-voltage battery; Removing and installing charging unit 1 for high-voltage battery AX4.

4. Adapt the 11 kW high-voltage battery charger and flash SVM code to change PR no.: SVM code: C6A018

Applies to vehicles with high-voltage components:

To prevent the high-voltage battery from charging during the software update, the high-voltage charging cable on vehicles with high-voltage components must be unplugged **BEFORE** the SVM code is entered.

Please note that charging the high-voltage battery during a software update can cause damage to the high-voltage components.

Please adapt the new 11 kW high-voltage battery charger and **run SVM code C6A018**.

It is recommended to charge the vehicle using AC after completing the diagnostic session. If this charging process is completed without any complaints, the vehicle can be returned to the customer.



If you require any assistance when working with the diagnostic tester, please refer to TSB 2011732. The procedure for contacting product support can also be found in this TSB.

Warranty

Claim Type:	<ul style="list-style-type: none"> If the vehicle is outside of any warranty, this Technical Service Bulletin is informational only. 		
Service Number:	9352		
Damage Code:	0040		
Labor Operations:	Replace high-voltage charging unit	9352 5550	See SRT with associated operations
	Software update	0151 0060	Time stated on the diagnostic protocol
	Charge battery	2706 8950	See SRT with associated operations
Claim Comment:	As per TSB 2078782/1		

All warranty claims submitted for payment must be in accordance with the *Audi Warranty Policies and Procedures Manual*. Claims are subject to review or audit by Audi Warranty.

Required Parts and Tools



NOTICE

The part numbers specified here represent the versions available at the time this TSB was published. If in doubt, adhere to the specifications in ETKA as the current part numbers are specified there.

1x 11 kW high-voltage battery charger 5QE 915 684 DA as per Electronic parts catalogue → ETKA

1x bracket for battery charger 9J1 915 543 Y Electronic parts catalogue → ETKA

4x bolts N 107 148 01 Electronic parts catalogue → ETKA

Additional Information

Once converted, AC charging is only possible at 11 kW. Converting back to 22 kW is not possible.

Our primary aim is to maintain customer satisfaction. To avoid escalation and angering the customer, various de-escalation measures are available via separate special damage numbers. Ask your importer for details.

All parts and service references provided in this TSB (**2078782**) are subject to change and/or removal.

©2025 Audi of America, Inc. All rights reserved. The information contained in this document is based on the latest information available at the time of printing and is subject to the copyright and other intellectual property rights of Audi of America, Inc., its affiliated companies, and its licensors. All rights are reserved to make changes at any time without notice. No part of this document may be reproduced, stored in a retrieval system, or transmitted in any form or by any means, electronic, mechanical, photocopying, recording, or otherwise, nor may these materials be modified or reposted to other sites without the prior expressed written permission of the publisher.