

<input checked="" type="checkbox"/>	THIS REPAIR IS MOBILE FRIENDLY
<input type="checkbox"/>	THIS REPAIR IS REMOTE SOFTWARE UPGRADE (RSU) FRIENDLY

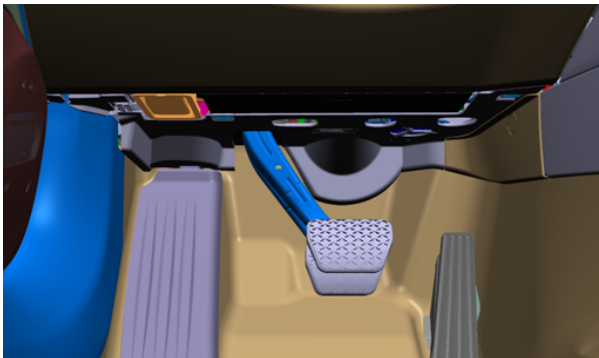
MODEL

E-Series	Model Description
G45	X3 Sports Activity Vehicle
G60	5 Series Sedan
G70	7 Series Sedan
G90	M5 Sedan
G99	M5 Touring

SITUATION




When pulling on the hood (**highlighted in orange in the top photo**) release lever (**highlighted in orange in the bottom photo**; driver’s footwell shown), there is a noticeable lack of cable tension; and the hood will not unlock.



CAUSE

The Bowden cable (**highlighted in orange**) in the release lever becomes unclipped.




**CORRECTION**

Clip the Bowden cable back into the release lever and secure it using the base sealing tape.

**PROCEDURE**

1. Lower the driver trim panel for the pedal mechanism following repair instructions listed in ISTA/AIR 51 45 184.



2. Reclip the Bowden cable back into the release lever, and secure it using the base sealing tape.

3. Once completed, vehicle can be reassembled, and repair can be verified.

**PARTS INFORMATION**

Use and invoice the part number listed below.

Part Number	Description	Quantity
07 14 7 128 618	Base seal	1

**CLAIM INFORMATION**

When this repair is required to be performed, reimbursement will be via normal claim entry utilizing the applicable work package information below and the part number above.

Repair Code:	5123900100	G45 G60 G70 G90 G99 Bonnet release Bowden cable
--------------	------------	---

Below are the special flat rate labor operation code choices for this repair.

The vehicle is already in the workshop for another reason and/or repair.

Work Package	Labor Operation	Description (Plusposition)	Labor Allowance
# 1	00 78 711	Reworking hood release holder	1 FRU

Or:

The vehicle arrives at your center for this repair (No other Main work will be performed or claimed during this workshop visit).

Work Package	Labor Operation	Description (Main work)	Labor Allowance
# 2	00 78 176	Reworking hood release holder	3 FRU

Only one of the flat rate labor operation codes listed above can be used for claim submission and reimbursement. Also, only one Main work flat rate labor operation code can be claimed per workshop visit.

Claim Repair Comments

Reference the SIB number, the issue (briefly), and the work package (WP) number performed in the technician’s RO notes, and in the claim comments (For example: B51 11 25 Resecure hood release Bowden cable end WP 1), unless otherwise required by State law.

FEEDBACK REGARDING THIS BULLETIN

Technical Feedback	To submit feedback for the technical topic of this bulletin: Submit your feedback in the rating box at the top of this bulletin
Warranty Feedback	To submit feedback for the CLAIMS section of this bulletin: Submit an IDS ticket to the Warranty Department, or use the chat available in the Warranty Documentation Portal
Parts Feedback	To submit feedback for the PARTS section of this bulletin: Submit an IDS ticket to the Parts Department

