



Service Bulletin

Bulletin No.: PIC6616

Date: August, 2025

PRELIMINARY INFORMATION

Subject: Squeak Noise From Rear of Vehicle


Brand:	Model:	Model Year:		VIN:		Engine:	Transmission:
		from	to	from	to		
Cadillac	OPTIQ	2025		All	All	All	All

Involved Region or Country	North America
Condition	Customers may comment on a squeak noise coming from the rear of the vehicle when going over bumps.
Cause	Possible rear coil spring not seated properly on the rear spring isolator.


Correction

If the noise has been isolated to the rear of the vehicle, inspect the rear coil springs for proper installation.

Images below show rear spring not properly seated on isolator.




6991335



6991338


The following images show the rear spring properly mounted on the isolator.



6991336



6991337



6991339

If the technician finds the rear spring not properly installed, they will need to follow the repair instructions as outline in Service Information to properly install spring.

Note: inspect the spring isolator for damage and replace as needed.

Warranty Information

For vehicles repaired under the Bumper-to-Bumper coverage (Canada Base Warranty coverage), use the following labor operation. Reference the Applicable Warranties section of Investigate Vehicle History (IVH) for coverage information.

Labor Operation	Description	Labor Time
*8080798	Remove rear underbody cross sill shield and verify spring is out of position	0.2 Hrs.
add time	Reposition spring	0.8 Hrs.
*This is a unique Labor Operation for Bulletin use only.		

Version	1
Modified	08/14/2025 - Created.

