



Service Information

Offboard Diagnostic Information System Service (ODIS Service) Number: AOS-25-42

Subject: No Test Plan for DTC B102204 Hotfix Instructions Date: June 25, 2025

Hotfix Alert!

Issue seen: There is no GFF test plan for B102204: Passenger occupant detection system control module faulty DTC that is stored in the 15 Airbag module.

- Vehicle effected: 2025 Q5/SQ5 vehicles
- Hotfix number: A_2.38.7_J706_VW60_2507_1_20250725-071704
- ODIS software version needed for this hotfix: Audi brand version 2.38.7


Important:

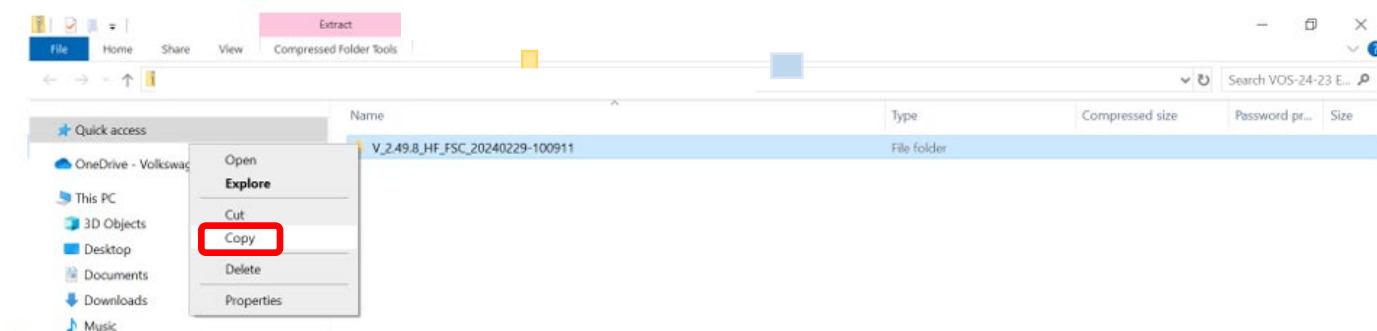
We recommend installation of this hotfix on one diagnostic device ONLY. Hotfix must be removed immediately after performing the procedure.



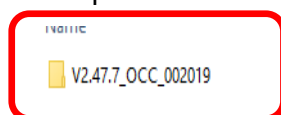
Service Information

1.0 Download Hotfix

1. Open a **Web Browser** on the diagnostic device and log on to **AccessAudi.com**
2. Navigate to **Elsa2Go>Service References>Software/Hardware Updates**
3. Search for **AOS-25-42 No test plan for DTC B102204** Hotfix Zip File
4. Click the **AOS-25-42 No test plan for DTC B102204** Hotfix Zip File icon  and **save** it to your Windows desktop.
5. Close your browser.
6. Browse to the desktop and double-click the **AOS-25-42 No test plan for DTC B102204** Hotfix Zip File to open it.
7. Right click the file (example only) name and select **Copy**:



8. Right click anywhere on the Windows desktop and select **Paste**. This file icon (example) must appear on the desktop:



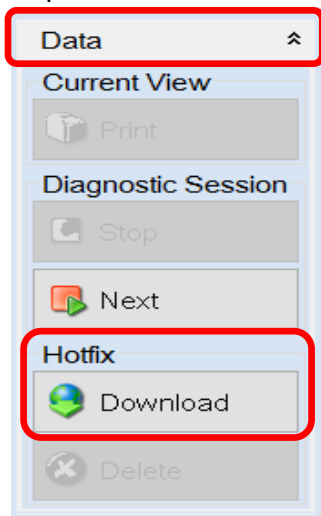
(continued)



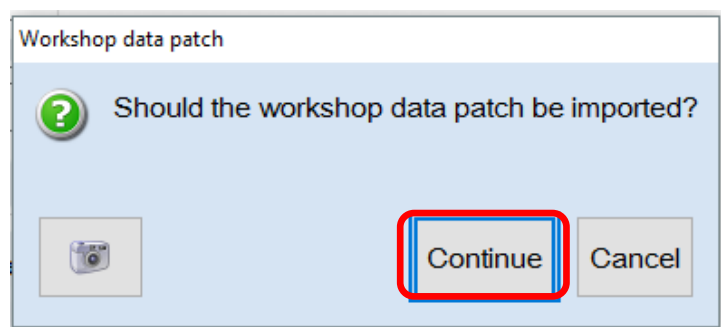
Service Information

2.0 – Install Hotfix into ODIS Service

1. Open ODIS Service (“Run as Administrator”)
2. Expand the **Data** submenu and click **Download** (under **Hotfix**):



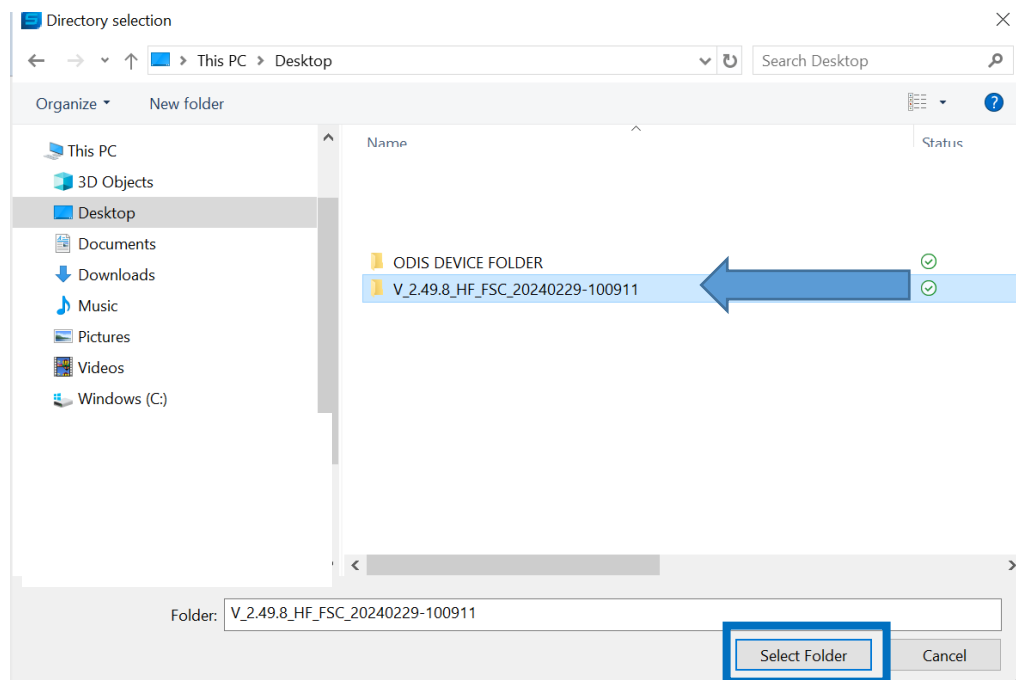
3. Click **Continue**:



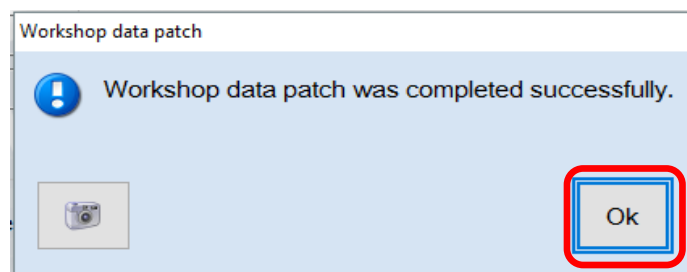


Service Information

- The Directory selection window will appear. Browse to and **highlight the Hotfix file** (*example only*), then click **Select Folder**:



- Click **OK**:



- Perform the diagnostic procedure.

Important:

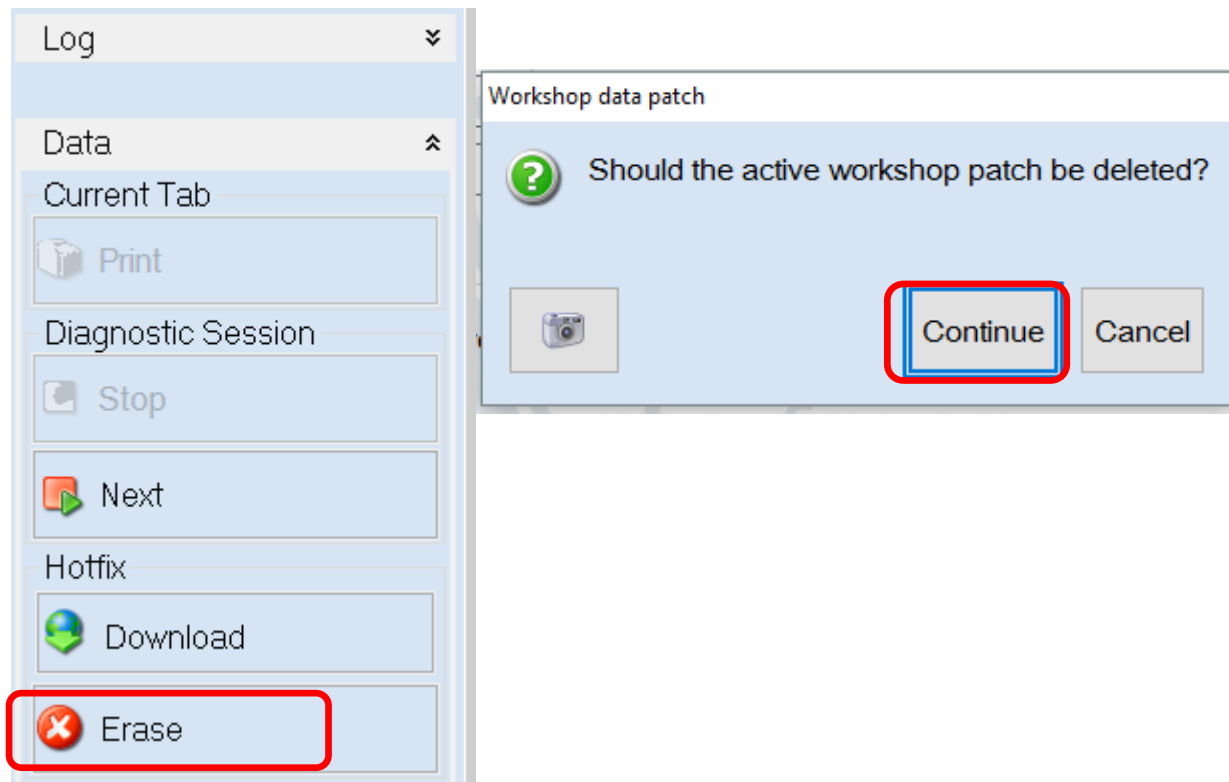
The Hotfix must be removed after performing the procedure. Failure to do so will cause other vehicle diagnostics sessions to malfunction.



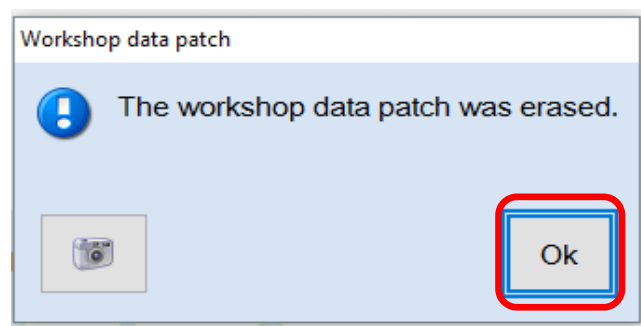
Service Information

3.0 – Uninstall the Hotfix from ODIS Service

1. Select **Erase** (under Hotfix), then **Continue**:



2. Click **OK** and close ODIS Service:



(continued)



Service Information

For questions or concerns, please reach out to David Provonche, 248-754-6091.

extern.dave.provonche@audi.com

Audi GFF / ODIS Validation / Service42 Research

VWGoA, Inc.

Product Quality & Technical Service