



Service Engineering Operations
Customer Service Division

Ford Motor Company
PO Box 1904
Dearborn, Michigan 48121

July 11, 2025

TO: All U.S. Ford and Lincoln Dealers

**SUBJECT: NEW VEHICLE RECOMMENDED DELIVERY HOLD
Customer Satisfaction Program 25B30**
Certain 2025 Model Year Mustang 60th Anniversary Vehicles
Red Wheel Center Caps Replacement

PROGRAM TERMS

This program will be in effect through July 12, 2026. There is no mileage limit for this program.

AFFECTED VEHICLES

Vehicle	Model Year	Assembly Plant	Build Date Range
Mustang	2025	Flatrock	November 4, 2024 through April 14, 2025

U.S. population of affected vehicles: 729. Affected vehicles are identified in OASIS and FSA VIN Lists.

REASON FOR THIS PROGRAM

On all of the affected vehicles, black center wheel caps have been installed instead of the special 60th Anniversary red caps, which were not available at the time of production.

SERVICE ACTION

Dealers are to remove the black center wheel caps that are currently installed and replace with new red ones. This service must be performed on all affected vehicles at no charge to the vehicle owner. For new vehicle storage guidelines, refer to EFC13033, Storage Guidelines for New Vehicles.

To assist vehicle owners to have this repair completed, dealers should:

- Arrange to pick up the owner's vehicle and drive it to the dealership for repairs
 - Re-deliver the owner's vehicle after repairs have been completed.
- Pick-Up & Delivery should be made available for all customers. Refer to the Rental and Claiming sections for further details.

OWNER NOTIFICATION MAILING SCHEDULE

Owner letters are expected to be mailed the week of July 14, 2025 or sooner. Dealers should repair any affected vehicles that arrive at their dealerships, whether or not the customer has received a letter.

ATTACHMENTS

- Administrative Information
- Labor Allowances and Parts Ordering Information
- Technical Instructions
- Mobile Service Repair Assessment
- Vehicle Pick-Up & Delivery Record
- Owner Notification Letter

QUESTIONS & ASSISTANCE

For questions and assistance, contact the Special Service Support Center (SSSC) via the SSSC Web Contact Site. The SSSC Web Contact Site can be accessed through the Professional Technician System (PTS) website using the SSSC link listed at the bottom of the OASIS VIN report screen or listed under the SSSC tab.

Customer Service Division

Customer Satisfaction Program 25B30

MOBILE SERVICE REPAIR ASSESSMENT LEVEL

- All repairs in this program have the following assessment level.:
 - Ⓢ - Not a Mobile Service Repair

OASIS ACTIVATION

OASIS will be activated on July 11, 2025.

FSA VIN LISTS ACTIVATION

FSA VIN Lists will be available through <https://web.fsavinlists.dealerconnection.com> on July 11, 2025. Owner names and addresses will be available by July 14th, 2025.

NOTE: Your FSA VIN Lists may contain owner names and addresses obtained from motor vehicle registration records. The use of such motor vehicle registration data for any purpose other than in connection with this program is a violation of law in several states, provinces, and countries. Accordingly, you must limit the use of this listing to the follow-up necessary to complete this service action.

SOLD VEHICLES

- Owners of affected vehicles will be directed to dealers for repairs.
- Immediately contact any of your affected customers whose vehicles are not on your VIN list but are identified in OASIS. Give the customer a copy of the Owner Notification Letter (when available) and schedule a service date.
- Correct other affected vehicles identified in OASIS which are brought to your dealership.
- Dealers are to prioritize repairs of customer vehicles over repairs of new and used vehicle inventory.

STOCK VEHICLES

- Correct all affected units in your new vehicle inventory before delivery.

BRANDED / SALVAGED TITLE VEHICLES

Affected branded / salvaged title vehicles are eligible for this service action.

OWNER REFUNDS

Refunds are not approved for this program.

FORD PICK-UP & DELIVERY

- Dealers participating in the Remote Experience Program:
 - Refer to EFC16629, Announcing the 2025 Remote Experience Program for additional details.
- Dealers NOT participating in the 2025 Remote Experience Program:
 - Dealers may claim one-half labor hour per repair for vehicle Pick-Up & Delivery services.
 - Dealers must retain a Vehicle Pick-Up & Delivery Record with the repair order documentation.

Customer Satisfaction Program 25B30

ADDITIONAL REPAIR (LABOR TIME AND/OR PARTS)

Additional repairs identified as necessary to complete the FSA should be managed as follows:

- For related damage and access time requirements, refer to the Warranty and Policy Manual / Section 6 – Ford & Lincoln Program Policies / General Information & Special Circumstances for FSAs / Related Damage.
- **For vehicles within new vehicle bumper-to-bumper warranty coverage, no SSSC approval is required**, although related damage must be on a separate repair line with the “Related Damage” radio button checked.
 - Ford vehicles – 3 years or 36,000 miles
- **For vehicles outside new vehicle bumper-to-bumper warranty coverage:**
 - Submit an Approval Request to the SSSC Web Contact Site before completing the repair.

CLAIMS PREPARATION AND SUBMISSION

- **Technician Competency Requirement:** The STST Competency 10 certification requirement in the U.S. market only will be enforced starting with repair orders opened on or after August 31, 2024. FSA repairs will reject and the claim will not be paid if the repairing technician is not certified in STST Competency 10 FSA. See EFC15936 for more details.
- **Claim Entry:** Enter claims using Dealer Management System (DMS) or One Warranty Solution (OWS) online.
 - When entering claims:
 - Claim type 31: Field Service Action
 - Sub Code: 25B30
 - Customer Concern Code (CCC): B56
 - Condition Code (CC): 82
 - Causal Part Number: 1130, Quantity 0
 - For additional claims preparation and submission information, refer to the Recall and Customer Satisfaction Program (CSP) Repairs in the OWS User Guide.
- **Related Damage/Additional labor and/or parts:** Must be claimed as Related Damage on a separate repair line from the FSA with the same claim type and subcode as described in Claim Entry above.

IMPORTANT: Click the Related Damage Indicator radio button.
- **Ford Pick-Up & Delivery:**
 - Dealers participating in the Remote Experience Program:
 - Refer to EFC16629, Announcing the 2025 Remote Experience Program for additional details.
 - Dealers NOT participating in the 2025 Remote Experience Program:
 - Dealers may claim one-half labor hour per repair for vehicle Pick-Up & Delivery services.
 - Dealers must retain a Vehicle Pick-Up & Delivery Record with the repair order documentation.

Customer Satisfaction Program 25B30

LABOR ALLOWANCES

Description	Labor Operation	Labor Time
Remove center caps from all four wheels and replace with new red-colored center caps	25B30B	0.5 Hours
Ford Vehicle Pick-Up & Delivery Allowance: This allowance is only for <u>non-eligible</u> 2025 Remote Experience Program Dealers. NOTE: This allowance is for dealer-performed vehicle Pick-Up & Delivery for dealership repairs only. Can only be claimed once, regardless of outstanding FSAs repaired.	25B30PP	0.5 Hours

PARTS REQUIREMENTS / ORDERING INFORMATION

Restricted Part Ordering:

To place an order for 6M2Z-1130-J, submit a VIN-specific Part Order contact via the SSSC Web Contact Site.

Service Part Number	Claim Quantity	Package Order Quantity	Number in Package	Description
6M2Z-1130-J	4	4	1	Red Center Wheel Cap

Dealers will be notified via a DOES II communication if circumstances warrant a change in part supply strategy and when open ordering resumes.

DEALER PRICE

For the latest prices, refer to DOES II.

PARTS RETENTION, RETURN, & SCRAPPING

Follow the provisions of the Warranty and Policy Manual, Section 1 - WARRANTY PARTS RETENTION AND RETURN POLICIES. If a replaced part receives a scrap disposition, the part must be scrapped by all applicable local, state, and federal environmental protection and hazardous material regulations. Federal law prohibits selling motor vehicle parts or components that are under safety, compliance, or emissions recall.

EXCESS STOCK RETURN

The excess stock returned for credit must have been purchased from Ford Customer Service Division by Policy Procedure Bulletin 4000.

Customer Satisfaction Program 25B30

REPLACED FSA PARTS INSPECTION AND SIGN OFF

Effective March 1st, 2021, all parts replaced as part of an FSA repair with a repair order open date of March 1st, 2021, or later must be inspected and signed off on the repair order by a member of your dealer's fixed operations management team or an employee the task has been delegated to. If the task is to be delegated to a non-management employee, the employee needs to be someone other than the technician who completed the repair and needs to understand the importance of completing this task consistently and accurately.

- All parts replaced as part of an FSA repair should be returned to the parts department following the Warranty Parts Retention and Return Policies.
- Inspect the replaced parts to verify the FSA repair was completed.
- If the FSA repair is found to be complete, the designated employee signs the repair order line or parts return stamp area (electronic or hand signed) for the FSA repair indicating the parts were inspected and validated to have been replaced.
- After the parts have been inspected, they should be handled based on the guidance in the parts status report in the Online Warranty System (Hold, Return, CORE, Scrap, etc.). Please visit FMCDEALER > PARTS & SERVICE > WARRANTY ADMINISTRATION & WARRANTY PARTS RETURN for the latest [Immediate Scrap List](#) information.
- This process is subject to review during warranty audits for FSA repairs with a repair order open date of March 1st, 2021, or later. Any eligible FSA claims requiring parts replacement found not to have been inspected and signed off during a warranty audit will be subject to chargeback and consideration for enrollment into the Dealer Incomplete Recall Repair Process.

Note: Other approvals (electronic or handwritten) for add-on repair lines, dealer-owned vehicle repairs, and repeat repairs do not qualify as FSA parts inspection approvals. The post-repair FSA parts inspection process (electronic or handwritten) is independent of other warranty approval requirements. The approval by the designated employee implies that the FSA parts were found to be replaced and must be able to be identified on the Repair Order. If multiple FSAs require approval on a single Repair Order, each applicable occurrence will require individual post-repair approval by the designated employee.



Ford Motor Company
Customer Service Division
PO Box 1904
Dearborn, Michigan 48121

July 2025

Customer Satisfaction Program 25B30

Mr. John Sample
123 Main Street
Anywhere, USA 12345

12345678901234567

At Ford Motor Company, we are committed not only to building high-quality, dependable products but also to building a community of happy, satisfied customers. To demonstrate that commitment, we are providing a no-charge Customer Satisfaction Program for your vehicle.

Why are you receiving this notice? Our records indicate that on your vehicle, black center wheel caps have been installed instead of the special 60th Anniversary red caps, which were not available at the time of production.

What is the effect? Use of black wheel center caps is a cosmetic issue that does not affect function of your vehicle.

What will Ford and your dealer do? **Parts are now available to repair your vehicle.** In the interest of customer satisfaction, Ford Motor Company has authorized your dealer to remove the black center wheel caps that are currently installed and replace with new red ones free of charge under the terms of this program.
This Customer Satisfaction Program will be in effect until July 15, 2026 regardless of mileage. Coverage is automatically transferred to subsequent owners.

How long will it take? The time needed for this repair is less than one-half day. However, due to service scheduling requirements, your dealer may need your vehicle for a longer period of time.

What should you do? Please call your dealer without delay to schedule a service appointment for Customer Satisfaction Program 25B30.
If you do not already have a servicing dealer, you can access ford.com/support for dealer addresses, maps, and driving instructions.
Ford Motor Company wants you to have this service action completed on your vehicle. The vehicle owner is responsible for making arrangements to have the work completed. Ford Motor Company can deny coverage for any vehicle damage that may result from the failure to have this service action

**What should you do?
(continued)**

performed on a timely basis. Therefore, please have this service action performed as soon as possible.

NOTE - You can receive information about Recalls and Customer Satisfaction Programs through our FordPass App. The app can be downloaded through the App Store or Google Play. In addition, there are other features such as reserving parking in certain locations and controlling certain functions on your vehicle (lock or unlock doors, remote start) if it is equipped to allow control.

Pick-Up and Delivery

Complimentary vehicle Pick-Up & Delivery service may also be available upon request through participating dealers. Your dealer will pick up your vehicle and return it with the repair completed.

What if you no longer own this vehicle?

If you no longer own this vehicle and have an address for the current owner, please forward this letter to the new owner.

You received this notice because our records, which are based primarily on state registration and title data, indicate that you are the current owner.

Can we assist you further?

If you have difficulties getting your vehicle repaired promptly and without charge, please contact your dealership's Service Manager for assistance.

RETAIL OWNERS: If you have questions or concerns, please contact our **Ford Recall Assistance Center (RAC) at 1-866-436-7332** and one of our representatives will be happy to assist you. The RAC is open on weekdays from 8:30 AM – 7:00 PM (Eastern Time). TTY/TDD users, please contact the RAC at the number listed using the Telecommunication Relay Service by dialing 711.

If you wish to contact us through the internet, our address is ford.com/support.

FLEET OWNERS: If you have questions or concerns, please contact our **Ford Pro Contact Center at 1-800-34-FLEET**, choose Option #1, and one of our representatives will be happy to assist you. If you wish to contact us through the Internet, our address is fleet.ford.com.

Representatives are available Monday through Friday: 7:00 AM – 11:00 PM and Saturday 7:00 AM – 5:00 PM (Eastern Time).

Thank you for your attention to this important matter.

Customer Service Division



Ford Motor Company
División de Servicio al Cliente
PO Box 1904
Dearborn, Michigan 48121

Julio de 2025

Programa de satisfacción del cliente 25B30

Sr. Juan Pérez
Calle Principal 123
Ciudad, EE. UU. 12345

12345678901234567

El compromiso de Ford Motor Company no es solo fabricar productos confiables y de alta calidad, sino que también lograr la plena satisfacción del cliente. Para demostrar este compromiso, estamos proporcionando un programa de satisfacción del cliente sin cargo para su vehículo.

¿Por qué recibe este aviso?

Nuestros registros indican que en su vehículo se instalaron taparuedas centrales negras en lugar de las rojas especiales del 60º aniversario, que no estaban disponibles en el momento de la producción.

¿Cuál es el efecto?

El uso de taparuedas negras en el centro de las ruedas es una cuestión estética que no afecta el funcionamiento del vehículo.

¿Qué medidas adoptarán Ford y su concesionario?

En este momento las piezas para reparar su vehículo se encuentran disponibles. En beneficio de la satisfacción del cliente, Ford Motor Company ha autorizado a su concesionario a retirar las taparuedas centrales negras que están instaladas actualmente y reemplazarlas por las rojas nuevas sin cargo según los términos de este programa. Este Programa de satisfacción del cliente tendrá vigencia hasta el 15 de julio de 2026, independientemente del millaje. La cobertura se transferirá automáticamente a los siguientes propietarios.

¿Cuánto tiempo tomará?

El tiempo necesario para la reparación será de menos de medio día. Sin embargo, debido a los requisitos de planificación de servicio, es posible que su concesionario tarde un poco más.

¿Qué debe hacer?

Llame a su concesionario lo antes posible para que programe una cita de servicio para realizar el Programa de satisfacción del cliente 25B30. Si aún no tiene un concesionario para realizar el servicio, puede acceder a ford.com/support para conocer las direcciones de los concesionarios, ver mapas y obtener las instrucciones para llegar. Ford Motor Company le recomienda realizar esta acción de servicio en su vehículo. El propietario del vehículo es responsable de efectuar los arreglos necesarios para llevar a cabo el trabajo. Ford Motor Company puede negar la cobertura en caso de que el vehículo hubiese sufrido daños por no haber

**¿Qué debe hacer?
(continuación)**

realizado la acción de servicio de manera oportuna. Por lo tanto, le solicitamos que realice esta acción de servicio lo antes posible.

NOTA: Puede recibir información sobre las campañas y los programas de satisfacción del cliente a través de la aplicación FordPass. La aplicación se puede descargar a través de App Store o Google Play. Adicionalmente, existen otras funciones como reserva de estacionamientos en determinados lugares, además de control de ciertas funciones en el vehículo (bloqueo o desbloqueo de puertas, arranque remoto) si así está equipado para permitir el control.

Servicio de retiro y entrega

El servicio complementario de retiro y entrega de vehículos también podría estar disponible previa solicitud a través de los concesionarios que participan. Su concesionario retirará el vehículo y lo regresará con la reparación realizada.

¿Qué pasa si ya no es el propietario del vehículo?

Si ya no es el propietario del vehículo y tiene la dirección del propietario actual, le solicitamos que le reenvíe esta carta.

Este aviso lo recibió porque en nuestros archivos, basados principalmente en datos de registro y propiedad de los EE. UU., aparece como el propietario actual.

¿Podemos hacer algo más por usted?

Si tiene problemas para reparar su vehículo de inmediato y sin costo alguno, comuníquese con el gerente de servicio de su concesionario para solicitar ayuda.

PROPIETARIOS MINORISTAS: Si tiene dudas o preguntas, comuníquese con nuestro **Centro de asistencia de campañas (RAC) Ford al 1-866-436-7332** y uno de nuestros representantes con gusto lo atenderá. El RAC está abierto de lunes a viernes de 8:30 a. m. a 7:00 p. m. (hora del este). Si es usuario de TTY/TDD, comuníquese con el RAC al número que se menciona, mediante el servicio de retransmisión de telecomunicaciones, para esto, marque el 711.

Si desea comunicarse con nosotros a través de Internet, nuestra dirección es ford.com/support.

PROPIETARIOS DE FLOTAS: Si tiene dudas o preguntas, comuníquese con nuestro **Centro de contacto de Ford Pro al 1-800-34-FLEET**, elija la opción n.º 1 y uno de nuestros representantes con gusto lo atenderá. Si desea comunicarse con nosotros a través de Internet, nuestra dirección es fleet.ford.com.

Los representantes atienden de lunes a viernes, de 7:00 a.m. a 11:00 p.m. y sábado de 7:00 a.m. a 5:00 p.m. (hora del este).

Gracias por su atención en este asunto sumamente importante.

División de Servicio al Cliente

NEW VEHICLE RECOMMENDED DELIVERY HOLD
Customer Satisfaction Program 25B30
 Certain 2025 Model Year Mustang 60th Anniversary Vehicles
 Red Wheel Center Caps Replacement














Mobile Service Repair Assessment

Assessment levels have been identified to help determine the ease of performing eligible mobile service repairs for a Field Service Action (FSA) outside of the dealership service facility.


Dealer Bulletin



Within the Administrative Information Attachment of the dealer bulletin a mobile service repair assessment level(s) will be provided. These assessment levels have been determined using the amount of time, equipment and labor identified to perform the intended service action.

Assessment Levels

-  - Mobile Reprogramming (MRA1)
-   - Light Mobile Service (MRA2)
-    - Enhanced Mobile Service (MRA3)
-     - Advanced Mobile Service (MRA4)
-  - Not a Mobile Service Repair (MRA5)
-  - Wheel and Tire Mobile Service (MRA6)
-  - Advanced Driver Assistance System (ADAS) Mobile Repair (MRA7)

Description of each level that is used to determine the overall assessment.

-  – Mobile Reprogramming (MRA1)
 - Module Programming or similar type services
 - Minimum tools maybe required other than an **IDS/FDRS** setup
 - FDRS programming that requires internet connection (wi-fi or mobile hotspot)
 - Make sure vehicle has a charge port to ensure battery voltage is maintained during flashing of the module(s)
 - Repairs not greater than 1 hour in length (including time to wait for programming)

Note: The location will need a charging station or wall box to maintain the 12-volt battery.
-   – Light Mobile Service (MRA2)
 - Interior repair procedures that do not require seat, dash, or headliner removal
 - Under hood repairs that do not require large component removal
 - Exterior repairs that do not require large component/panel removal
 - Repairs may require standard hand tools (Access to a Technician starter kit or similar)

NEW VEHICLE RECOMMENDED DELIVERY HOLD
Customer Satisfaction Program 25B30
 Certain 2025 Model Year Mustang 60th Anniversary Vehicles
 Red Wheel Center Caps Replacement

   – Enhanced Mobile Service (MRA3)

- **A two-person process is required anytime a procedure requires work under the vehicle**
 - Brake Inspection and Brake Repair/Replacement
 - Limited Suspension Component replacement (no alignment)
 - Under Vehicle access for limited repairs (no large component removal)
 - Vehicle Check Up - VCU
 - Pre-Delivery Inspection - PDI
 - Used Car Inspection/Presale Inspection
 - May require floor jack, jack stands, and impact tools
- Note: Wheel lock may be required.*

    – Advanced Mobile Service (MRA4)

- Fluid Exchange/Oil Change
- Light Repairs
- Brake Hydraulic Repairs


 – Not a Mobile Service Repair (MRA5)

1. Large component removal
2. BEV Battery Replacement
3. Requires a vehicle hoist – to complete the repair (more than inspection)
4. Required vehicle alignment
5. Requires significant vehicle disassembly
6. Repairs greater than 2-3 hours
7. Any repairs that require M-Time
8. Includes a service procedure where the vehicle owner may be distressed about the state of their vehicle.

 – Wheel and Tire Mobile Service (MRA6)

- Tire Removal from Wheel
- Tire Balancing
- Tire Repair

Note: Specialized Mobile Service unit and equipment including Tire balancer and Tire Changer required.

 – Advanced Driver Assistance System (ADAS) Mobile Repair (MRA7)

- Requires the uses of a ADAS Mobile Service Kit.
- May require a post repair test drive.
 - Parking Lot Maneuvers to capture parking lines for camera alignment.
 - Steady speed cruising (45 MPH).
- **The vehicle service location will have to be validated before scheduling an appointment to determine if a mobile repair is appropriate.**

25B30

Vehicle Pick-Up and Delivery Record

VIN _____ received:

As outlined below for the 25B30 Field Service Action program.

Pick-up – Date: _____

Delivery – Date: _____

Repair Order #

Repair Order Date

Service Manager Signature

Date

CERTAIN 2025 MODEL YEAR MUSTANG 60TH ANNIVERSARY VEHICLES — RED WHEEL CENTER CAPS REPLACEMENT

SERVICE PROCEDURE

IMPORTANT! The Service Technician Specialty Training (STST) Competency 10 certification requirement in the U.S. market only will be enforced starting with repair orders opened on or after August 31, 2024. Field Service Action (FSA) repairs will reject and the claim will not be paid if the repairing technician is not certified in STST Competency 10 FSA. See Electronic Field Communication (EFC)15936 for more details.

1. Remove all wheels and tires. Follow the Workshop Manual (WSM) procedures in Section 204-04A.
2. Remove the button cap from the released wheel by impacting from the back with a wooden handle of a hammer or mallet. Take care to prevent the button cap from falling to the floor during the removal process. See Figure 1.

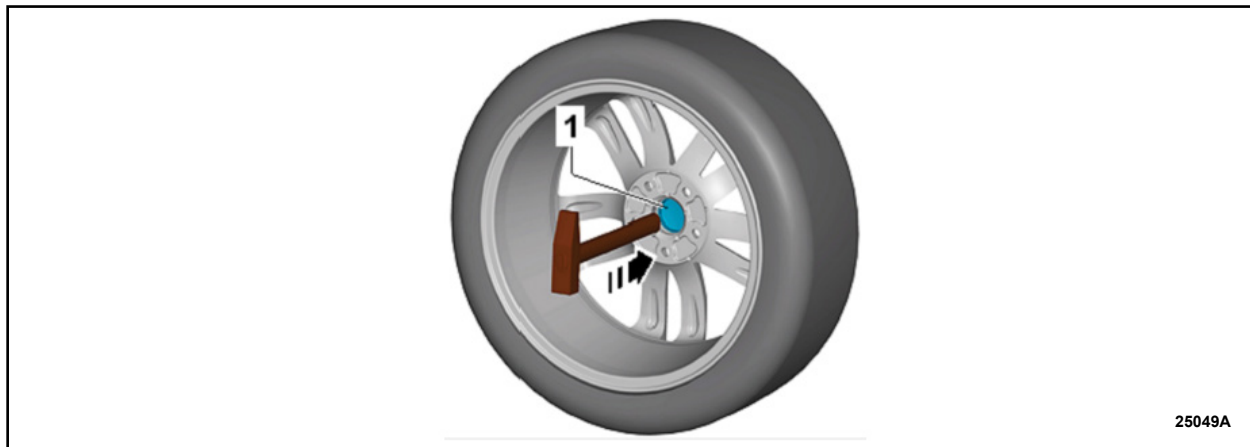


FIGURE 1

3. Holding the *new* button cap parallel to the top surface of the wheel, apply a normal force aligned with the axis of the wheel to the center of the button cap.

⚠ CAUTION: Do not use hammer to install. Hand pressure should be sufficient to press the cap on.

4. Repeat steps 2 and 3 on the remaining 3 wheels.
5. Reinstall the wheel and tires. Follow the WSM procedures in Section 204-04A.

