



SIB 18 02 25

2025-07-10

RATTLING NOISE FROM REAR MUFFLER (G45 – B48P ENGINE)

<input type="checkbox"/>	THIS REPAIR IS MOBILE FRIENDLY
<input type="checkbox"/>	THIS REPAIR IS REMOTE SOFTWARE UPGRADE (RSU) FRIENDLY

MODEL

G45	X3 Sport Activity Vehicle with the B48P 4-cylinder engine
-----	---

SITUATION

After engine warm up there is a rattling noise coming from the rear muffler. During diagnosis, the rattle goes away if the vehicle is put on a lift.

CAUSE

Clearance between the heat shield and rear muffler may be out of tolerance (too close).


CORRECTION

Install two (2) 3 mm washers between the body and rear exhaust hangers.

PROCEDURE


Note: Before performing this retrofit repair procedure and submitting a claim, review the Repair History (Claims) section located below in the Warranty Vehicle Inquiry (WVI) to confirm that a prior claim for this retrofit repair procedure has not already been submitted and accepted.

Raise the vehicle on a lift. The following procedure shows the left side of the exhaust. This procedure needs to be completed for both sides (left and right)




Remove the protective cover (1). NOTE: Tightening torque for screw is 3 Nm.

Remove the nut holding the rear exhaust hanger (1).



Install the 3 mm washer onto the hanger (1) (use a small amount of sealant to hold the washer to the hanger).



Reinstall the hanger and replace the nut. Tightening torque 19 Nm. There will be a gap between the body and the hanger (1).

PARTS INFORMATION

When applicable, to determine the part number that applies to the specific vehicle being repaired, enter the VIN/chassis number into either ETK or AIR, this will consider the specific equipment and/or options that are fitted to the vehicle.

Part Number	Description	Quantity
07 14 7201571	Washer (A8, 4x25)	2
07 11 9906089	Collar nut (M8)	2

CLAIM INFORMATION

Covered one-time under the terms of the BMW New Vehicle Limited Warranty for Passenger Cars and Light Trucks as described below.

Defect Code:	1830900100	G45 B48P Rear silencers rattle
--------------	------------	--------------------------------

Obtain the flat rate unit (FRU) allowances for the following that applies.

Labor Operation	Description	Labor Allowance
00 78 005	Reworking (Retrofit washers) rear muffler holder (Includes verification of the issue, diagnosis, and the performing retrofit repair) (Main work)	As applicable
00 78 505	Reworking (Retrofit washers) rear muffler holder (Includes verification of the issue, diagnosis, and the performing retrofit repair) (Plusposition)	As applicable

If you are using a Main labor code for another repair, use the Plus code labor operation 00 78 505 instead of 00 78 005.

Additional diagnosis work time, including the Diagnosis Worktime Flat Rate 00 58 500, are not claimable with this repair.

Claim Repair Comments

Reference the SIB number, the issue (briefly), and the work package (WP) number performed in the technician’s RO notes, and in the claim comments (For example: B18 02 25 body/rear exhaust hanger washer retrofit WP 1), unless otherwise required by State law.

BMW Group’s AIR Application Resource for Flat Rate Labor Operation Codes

To obtain the corresponding flat rate unit (FRU) allowance information from the BMW Group AIR application resource, start by entering the Chassis Number (last seven (7) characters of the VIN), and click on the “Search” icon. If the “Vehicle Selection” window displays two or more model possible vehicle choices, select the applicable Model, or enter the full VIN (17 characters) instead to proceed. Click on the “Flat Rate Units” button and enter a flat rate labor operation code number “without spaces” in the field to the right, click on the “Search” icon to display the corresponding listing of “Flat rate unit group details” that are available and their corresponding FRU allowances.

FEEDBACK REGARDING THIS BULLETIN

Technical Feedback	To submit feedback for the technical topic of this bulletin: Submit your feedback in the rating box at the top of this bulletin
Warranty Feedback	To submit feedback for the CLAIMS section of this bulletin: Submit an IDS ticket to the Warranty Department, or use the chat available in the Warranty Documentation Portal
Parts Feedback	To submit feedback for the PARTS section of this bulletin: Submit an IDS ticket to the Parts Department

