



GROUP	MODEL
ELE	2024MY EV9 (MV1)
NUMBER	DATE
388 (Rev 1, 07/16/2025)	July 2025

TECHNICAL SERVICE BULLETIN

SERVICE ACTION: WPC DISCHARGE LOGIC IMPROVEMENT (SA618)

SUBJECT:

NOTICE

This bulletin has been revised to include additional information. New/revised sections of this bulletin are indicated by a black bar in the margin area.

This bulletin provides instructions for updating the Wireless Power Charging 'WPC' system software on certain 2024MY EV9 (MV1) vehicles produced from February 9, 2023, through October 10, 2024. The affected vehicles may experience the 12V battery drained while the vehicle is parked due to the wireless charging unit remaining temporarily active, potentially resulting in low battery voltage and no-start condition. To address this issue, follow the procedure outlined in this publication to update the logic of the 'WPC' system. Refer to [SST081](#) for detailed software upgrade instructions using the Kia Diagnostic System (KDS) tablet and VCI-II. Confirm the Upgrade Event Number/Name, ROM ID Information, and Manual Mode passwords (if applicable) for the specific vehicle.

This software upgrade may also be available via an Over-the-Air (OTA) update on vehicles with an 'active' Kia Connect subscription.



NOTICE

A Service Action is a repair program without customer notification that is performed during the warranty period. Any dealer requesting to perform this repair outside the warranty period will require DPSM approval.

Repair status for a VIN is provided on KDealer+ (Service → Warranty Coverage → Warranty Coverage Inquiry → Campaign Information). Not completed Recall / Service Action reports are available on KDealer+ (Consumer Affairs → Not Completed Recall → Recall VIN → Select Report), which includes a list of affected vehicles.

This issue number is SA618.

A printed copy is for reference only; publication information can be updated at any time. Always refer to KGIS for the latest information. After logging in kdealer.com, the newest technical publications are listed in 'Service Releases' and has the latest service information that has been released.

Refer to [TSB SST081](#) for instructions to upgrade the 'WPC' system:

To correct this condition, the specified system module should be reprogrammed using KDS as described in this bulletin in 'Auto Mode'.


Upgrade Event Name

852.MV1 WPC Discharge Logic Improvement (Intermittent wakeup)


NOTICE

- Confirm a fully charged battery (12.3 volts or higher is necessary) is used or utilize a fully charged jump starter box connected to the battery.
- **Ensure the KDS GDS is sufficiently charged at 60% or higher prior to reflash.**
- All ECU upgrades must be performed with the ignition set to the 'ON' position unless otherwise stated.
- **Damaged VCI II units should not be used and promptly replaced.**
- Be careful not to disconnect the VCI-II connected to the vehicle during the ECU upgrade procedure.
- **DO NOT start the engine during ECU upgrade.**
- DO NOT turn the ignition key 'OFF' or interrupt the power supply during ECU upgrade.
- **When the ECU upgrade is completed, turn the ignition 'OFF' and wait 10 seconds before starting the engine.**
- ONLY use approved ECU upgrade software designated for the correct application.

[Connect the negative \(-\) terminal to the battery as shown below.](#)



NOTICE


Before attempting an ECU upgrade on any Kia model, make sure to first determine whether the applicable model is equipped with an immobilizer  security system. Failure to follow proper procedures may cause the PCM to become inoperative after the upgrade and any claims associated with this repair may be subject to chargeback.

SUBJECT:

WPC DISCHARGE LOGIC IMPROVEMENT (SA618)**ROM ID Information Table:****❗ IMPORTANT**

It is recommended to **ALWAYS** check the Electronic Parts Catalog (EPC) to locate the ECU Part Number respective to Auto/Manual Mode ROM IDs. **DO NOT** reference the parts label affixed to the ECU.

Upgrade Event #852 (MV1)

Model	System	IMMO 	ECU P/No.	ROM ID	
				Previous	New
MV1	WPC	Yes	95560 DO000	1.00 1.10 1.20 1.30	1.40

To verify the vehicle is affected, be sure to check the Calibration Identification of the vehicle's ECM ROM ID and reference the Information Table as necessary.

❗ IMPORTANT

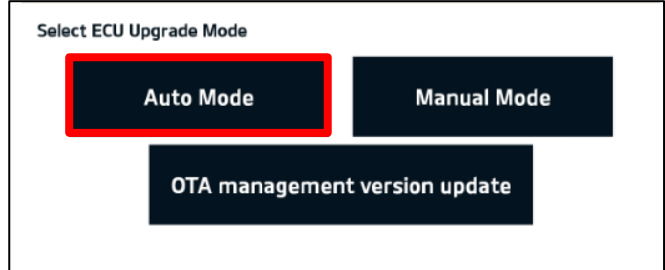
The software update may also be available via **Over-The-Air (OTA)** upgrade feature through an 'active' Kia Connect account for customers. An OTA software upgrade may not be available at the time a TSB publication is released. Dealers can confirm OTA availability by checking for OTA release notes on the Kia [Owners Portal: OTA Software Update Release Notes](#). If the affected vehicle had the latest software installed via OTA, no further action is required by the dealer.

Note: An OTA installed software is time-stamped for each VIN.

Software Information:

The required software must be installed by selecting the **'Auto Mode'** ECU Upgrade option.

Note: In some cases, the 'Manual Mode' installation option may be required ONLY if the 'Auto Mode' function fails or is otherwise noted above.



NOTICE

If the automatic upgrade fails, turn the ignition 'OFF' for about 10 seconds then place it back in the 'ON' position to reset the control unit **BEFORE** performing the manual upgrade.

'Manual Mode' passwords.

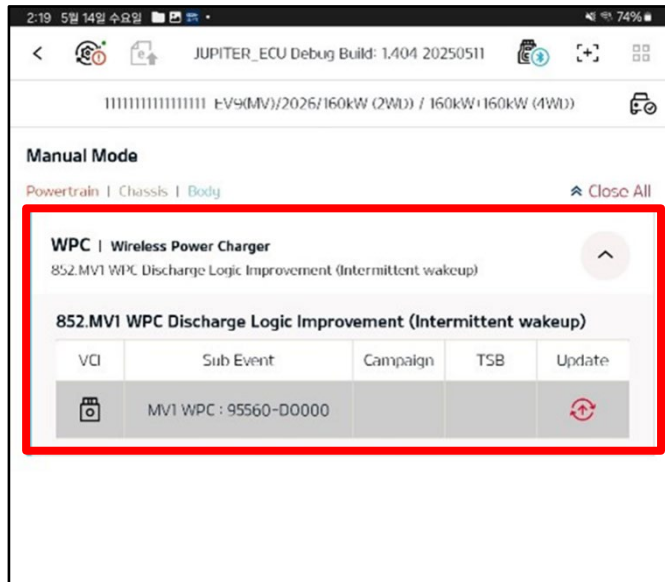
Event No.	Menu	Password
852	MV1 WPC : 95560-D0000	0655

UPGRADE EVENT:

Select the applicable **'WPC'** system module and the Event Group.

- **852.MV1 WPC Discharge Logic Improvement (Intermittent wakeup)**

Verify the affected vehicle Calibration Identification of the applicable ECU ROM ID and reference the Information Table on page 3 as necessary.




SUBJECT:

WPC DISCHARGE LOGIC IMPROVEMENT (SA618)

AFFECTED VEHICLE RANGE:

Model	Production Date Range
EV9 (MV1)	February 9, 2023 to October 10, 2024

REQUIRED TOOL:

Tool Name	Part Number	Figure	Comments
Kia Diagnostic System (KDS)	N/A		KDS + VCI

WARRANTY INFORMATION:

N Code: N99 C Code: C99

Model	Claim Type	Causal P/N	Qty.	Repair Description	Labor Op Code	Op Time	Replacement P/N	Qty.
MV1	V	95560 DO000	0	(SA618) WPC Discharge Logic Improvement	250102R0	0.3 M/H	N/A	0

Note: For Substitute Transportation policy, please refer to Service Policy and Procedures Manual (SPPM) 6.11 "Kia Substitute Transportation".

NOTICE

VIN inquiry data for this repair is provided for tracking purposes only. Kia retailers should reference SA618 when accessing the KDealer+ system.

