



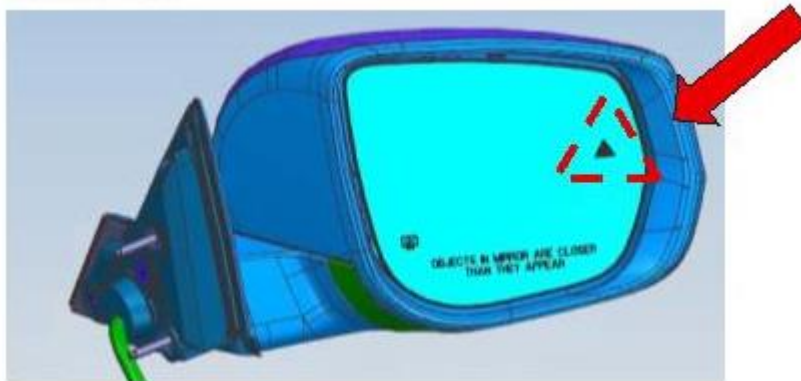
STAR ONLINE PUBLICATION



Case Number: S2523000061 Rev. A

Release Date: July 2025

Symptom/Vehicle Issue: Blind Spot Mirror Warning Inoperative Or Intermittently Inoperative. Service Blind Spot Message In Cluster.



Repair: Inspect and test the blind spot connector connection. Perform the below steps.

1. Identify if the mirror blind spot monitor (Triangle works or not), the failure mode could be always on or always off.
2. 2 options.

This document does not authorize warranty repairs. This communication documents a record of past experiences. STAR Online does not provide any conclusions about what is wrong with the vehicle. Rather, it captures all previous cases known that appear to be similar or related to the vehicle symptom / condition. You are the expert, and you are responsible for deciding on the appropriate course of action.

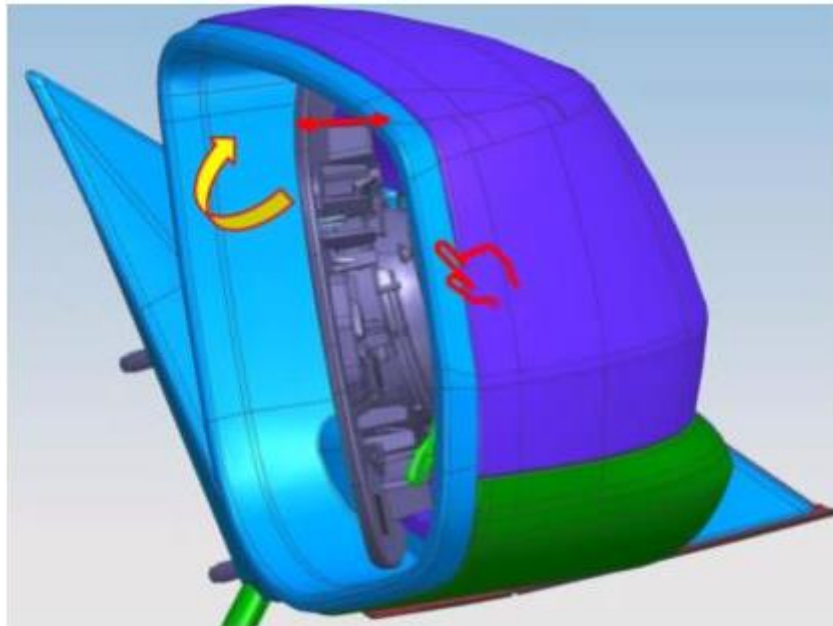
Contact STAR Center, or your Technical Assistance Center Via TechConnect, eCONTACT or Service Library entry if no solution is found.



STAR ONLINE PUBLICATION



- A. Remove the mirror glass according to the procedure “MIRROR Disassembly and installation (MIRROR GLASS)”. Use the “Push Push Push” method check if the blind spot module connector is fully connected and secured.
- B. Turn the mirror glass inward to open a gap, visually check to see if the connection is fully made. Use the “Push Push Push” method on the connector to confirm the blind spot module connector is fully connected and secured.

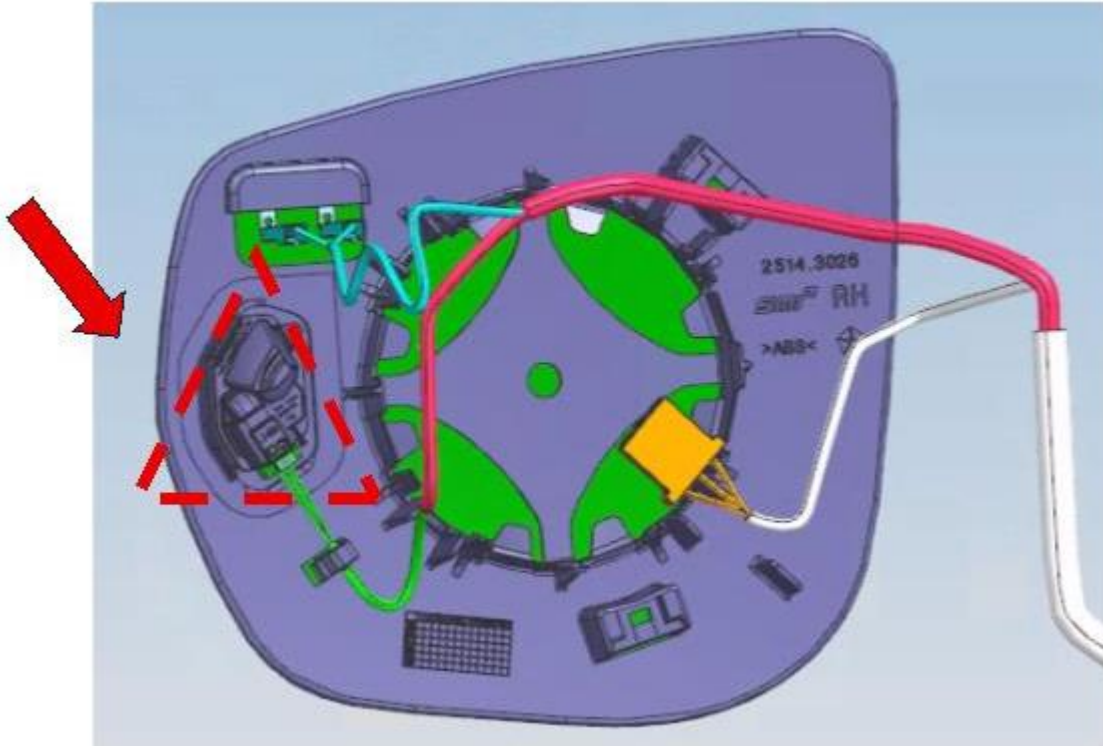


This document does not authorize warranty repairs. This communication documents a record of past experiences. STAR Online does not provide any conclusions about what is wrong with the vehicle. Rather, it captures all previous cases known that appear to be similar or related to the vehicle symptom / condition. You are the expert, and you are responsible for deciding on the appropriate course of action.

Contact STAR Center, or your Technical Assistance Center Via TechConnect, eCONTACT or Service Library entry if no solution is found.



STAR ONLINE PUBLICATION



Rear View Of The Glass. Blind Spot Connector (Arrow)

If after confirming the connections the blind spot icon is not working, then replace the mirror glass.

This document does not authorize warranty repairs. This communication documents a record of past experiences. STAR Online does not provide any conclusions about what is wrong with the vehicle. Rather, it captures all previous cases known that appear to be similar or related to the vehicle symptom / condition. You are the expert, and you are responsible for deciding on the appropriate course of action.

Contact STAR Center, or your Technical Assistance Center Via TechConnect, eCONTACT or Service Library entry if no solution is found.