

Model Series 463 AMG: Active Distance Assist and Active Brake Assist IC Message and DTC U0416FE

Topic number	LI54.71-P-078112
Version	5
Function group	54.71 - Camera and radar-assisted assistance systems
Date	7/10/25
Validity	463 AMG
Reason for change	Updating parts.

Complaint

The concern is characterized by BOTH of the following.

1. "Active Distance Assist currently unavailable" and "Active Brake Assist functions currently limited" are shown on the instrument cluster during startup or while driving AND
2. Stored DTC in quick test U0416FE - "Implausible data were received from control unit Traction system" in A108/1 (Distronic).

Cause

Missing wire between Drive Unit (N145) and Supercap (C8).

Remedy

Please reference the following attachments prior to starting work to familiarize and verify the locations of the components:

- Drive Unit (N145) - See attachment "Location of Drive Unit in the vehicle".
- Supercap (C8) - See attachment "Location of Supercap C8 in the vehicle".

Professionally create a new connection by:

- Using a red/white cable with cross-section 0.35 mm² and overall length of approximately 2m.
- Connect Drive Unit (N145) plug A pin 18 to the 3-pin plug of the Supercap (C8) terminal 15 pin 2. Reference the new wire routing location as shown by the red line in "Picture 1 - Connection from Supercap to Drive Unit".
- The new wire should be added to the existing wiring harness as shown by the red line "Picture 1 - Connection from Supercap to Drive Unit".
- Z-Splice is the preferred method using A 000 982 91 10.
- Crimp Contact Pin (MLK) for the Drive Unit (N145) is A0485450328.

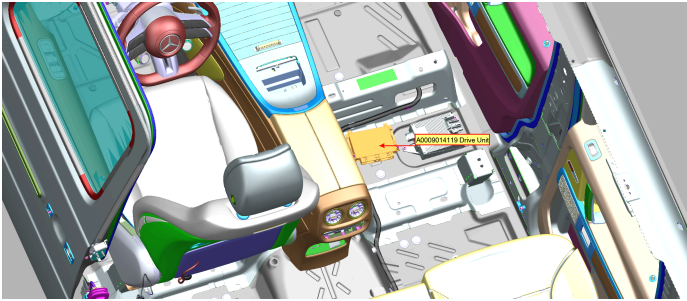


NOTE: All WIS instructions must be followed for wiring modifications.

Damage code: 0 - 51422 - ** - 7 (for ** please state the following: "missing connection ex factory").

If the vehicle has had the modification completed and returns with an exact matching "complaint", please open a TIPS case.

Attachments

XENTRY Tips

File	Description
DRIVEUNIT+weit.png	Location of Supercap C8 in the vehicle
	
Steuergerät+SUPERCAP+Lage+im+Fzg+weit..png	Picture 1 - Connection from Supercap to Drive Unit
	
wire+routing+Supercap+to+DriveUnit.png	Location of the Drive Unit in the vehicle
	

WIS-References

Document number	Title	Note
AR00.19-P-0100-09A	Repairing wiring harness using solder connectors	Repairing wiring harness using solder connectors
AH00.19-P-1000-10A	Notes on soldering	Notes on soldering
AH00.19-P-1000-04A	Repair methods for wiring harnesses	Repair methods for wiring harnesses

Disclaimer

NOTE: The information contained in this document is intended for use by trained, professional technicians with the knowledge to properly and safely perform diagnosis and repairs on Mercedes-Benz vehicles, using Mercedes-Benz approved tools and equipment. It informs service technicians about conditions that could occur in certain vehicles and

XENTRY Tips

provides information that could assist in proper vehicle diagnosis, service, or repair. It does not indicate that a defect is present in any vehicle referenced in this document nor does it imply warranty coverage. DO NOT assume that a symptom or condition, or a described cause of a symptom or condition, affects any particular vehicle or groups of vehicles, or that a described repair applies to any particular vehicle or groups of vehicles. There can be multiple causes resulting in the same or similar symptoms or conditions described in this document, and trained professional service technicians must use their diagnostic skills to make evaluations on a case-by-case basis. The information contained in this document does not guarantee warranty coverage nor does it extend the vehicle's warranty in any way.

Symptoms

Communication/information > Assistance and warning systems > DISTRONIC > Function > Warning message in instrument cluster

Communication/information > Assistance and warning systems > DISTRONIC > Display message > Function error

Lighting > Exterior lights > Driving lights > Adaptive Highbeam Assist > Warning message in instrument cluster

Chassis/suspension > Brake system > Brakes/traction regulation system > Active Brake Assist > Function limited

Parts

Part number	ES1	ES2	Designation	Quantity	Note	EPC
A0009289110			Line Connector	1		X
Local Source			Red/White 0.35 wire	2 meters	Alternative is to purchase an MB part with the proper color and diameter and fabricate the rest: A4638209600.	X
N145/1 Pin			N145/1 Pin	1		X

Control unit/fault code

Control unit	Fault text
A108 / A108/1 - Active Brake Assist / Active Distance Assist DISTRONIC (ABA / DTR) (FCW177)	U0416FE - Implausible data were received from control unit 'Traction system'. _

Operation numbers/damage codes

Op. no.	Operation text	Time	Damage code	Note
684018	Remove/install front floor covering on the front passenger side	15 AW		AR68.80-P-0008XG