

TSIB 25-05 Rev A		Jun 24, 2025
TO:	All Operators	
TITLE:	Adjusting the Lower Mount of the HVAC Idler Pulley Bracket	
APPLICABILITY:	MCI coaches equipped with Isolated (rubber mounted) idler pulleys bracket	

This TSIB is to remind MCI coach operators that when servicing the HVAC belts, idler pulleys or the lower mount of the idler pulley bracket, ensure that the lower mount is adjusted so it is not contacting the bumper support beam nor the bumper itself. **Ensure that there is at least ¼” gap between the lower mount and the bumper support beam.** Refer to Figures 1 and 2. The idler pulley bracket is mounted with rubber isolators. If the lower mounting bracket is touching the rear bumper support beam, then the vibration from the belts will bypass the rubber isolators and may transfer belt vibration to the coach frame causing noise inside the passenger compartment.




Figure 1: Idler pulley bracket and related components

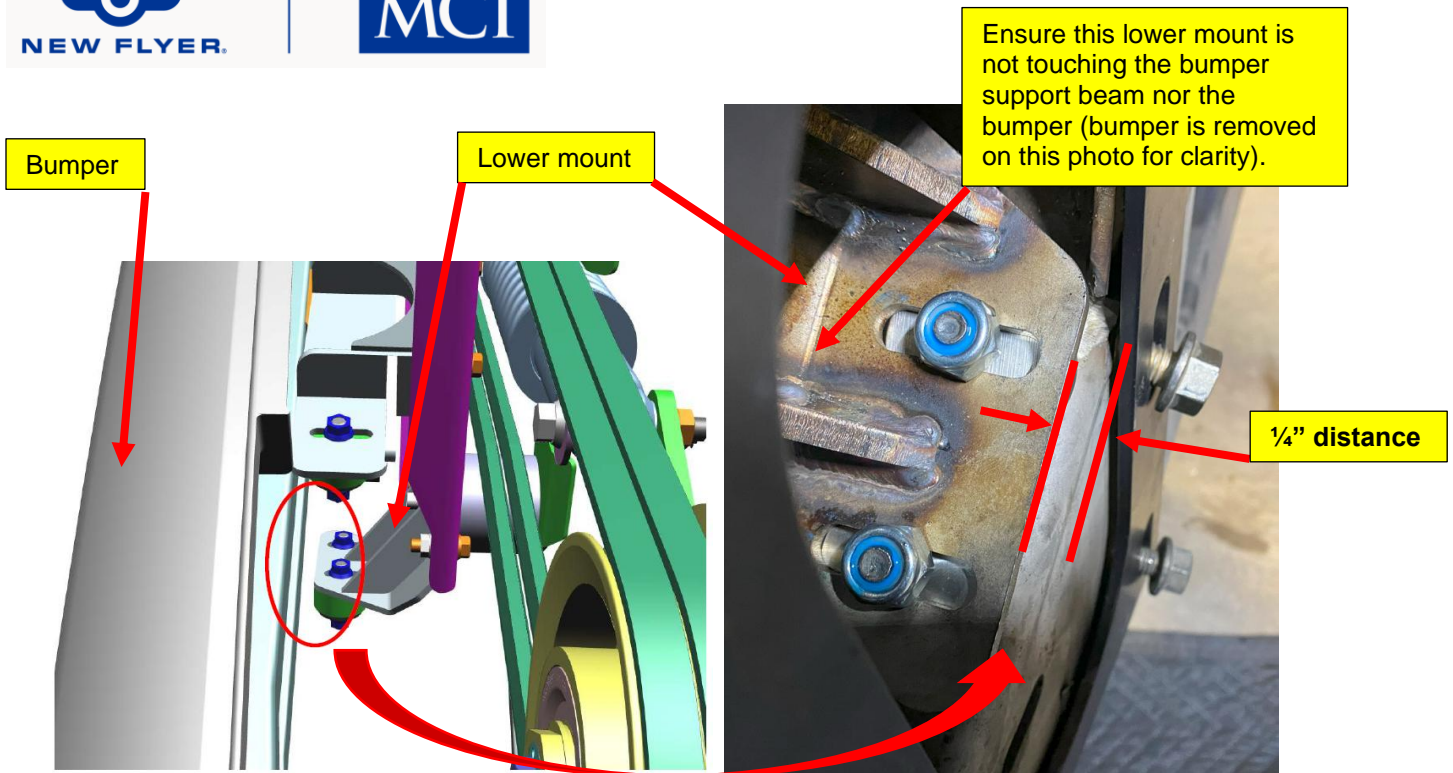



Figure 2: Idler pulley bracket lower mount

When adjusting the idler pulleys, ensure that they are centered over the HVAC belts as much as possible but also keep the lower mount 1/4" away from the bumper support beam and from the bumper.



Direct all inquiries regarding this bulletin to:

Kevin Robinson

Manager, Service Engineering

C 204.430.8826

kevin_robinson@newflyer.com

New Flyer