



Service Information

Offboard Diagnostic Information System Service (ODIS Service) Number: AOS-25-34

Subject: No function test plan for P049100

Date: June 20, 2025

Hotfix Alert!


Issue seen: DTC P049100 (AIR System Insufficient Flow Bank active/static) set in the ECM that has no test plan for it. This hotfix will direct you to the correct test plan to repair the vehicle.

- Vehicle effected: 2025 Q5 vehicles
- Hotfix number: A_2.38.3_DiagSetup_ECU0001_HF_20250616-092510
- ODIS software version needed for this hotfix: Audi brand version 2.38.3

Important:

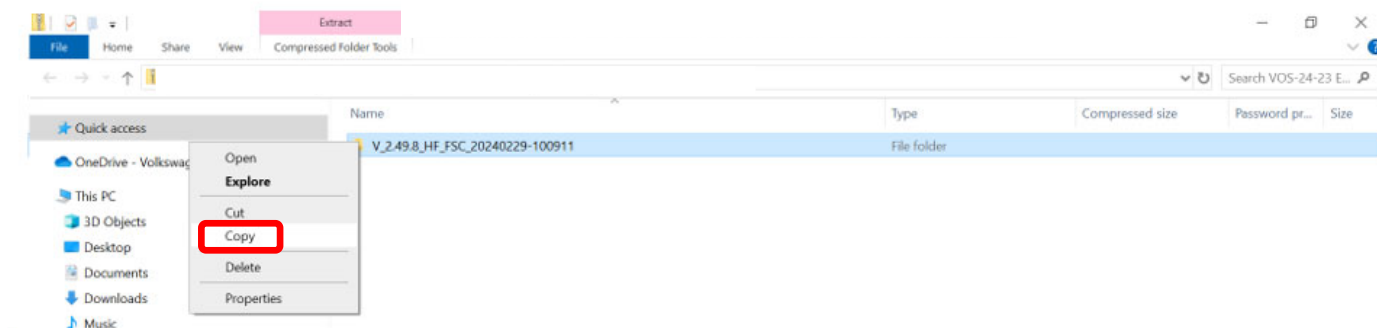
We recommend installation of this hotfix on one diagnostic device ONLY. Hotfix must be removed immediately after performing the procedure.

1.0 Download Hotfix

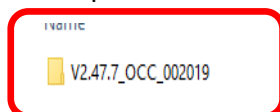
1. Open a **Web Browser** on the diagnostic device and log on to **AccessAudi.com**
2. Navigate to **Elsa2Go>Service References>Software/Hardware Updates**
3. Search for **AOS-25-34** Hotfix Zip File
4. Click the **AOS-25-34** Hotfix Zip File icon  and **save** it to your Windows desktop.
5. Close your browser.
6. Browse to the desktop and double-click the **AOS-25-34** Hotfix Zip File to open it.
7. Right click the file (example only) name and select **Copy**:



Service Information



8. Right click anywhere on the Windows desktop and select **Paste**. This file icon (example) must appear on the desktop:



(continued)

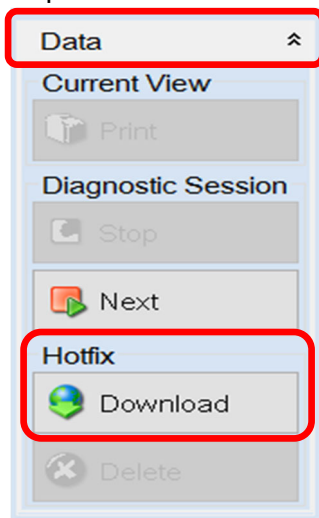
2.0 – Install Hotfix into ODIS Service

1. Open ODIS Service (“Run as Administrator”)

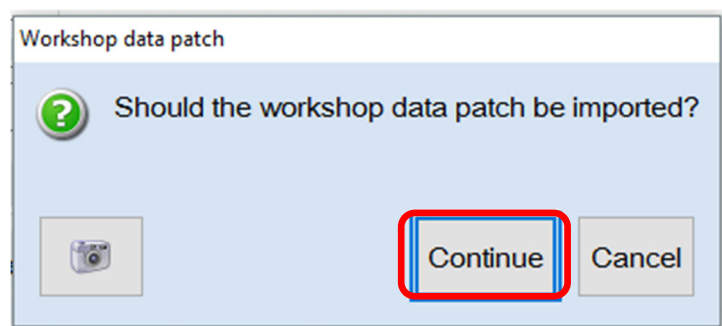


Service Information

2. Expand the **Data** submenu and click **Download** (under **Hotfix**):



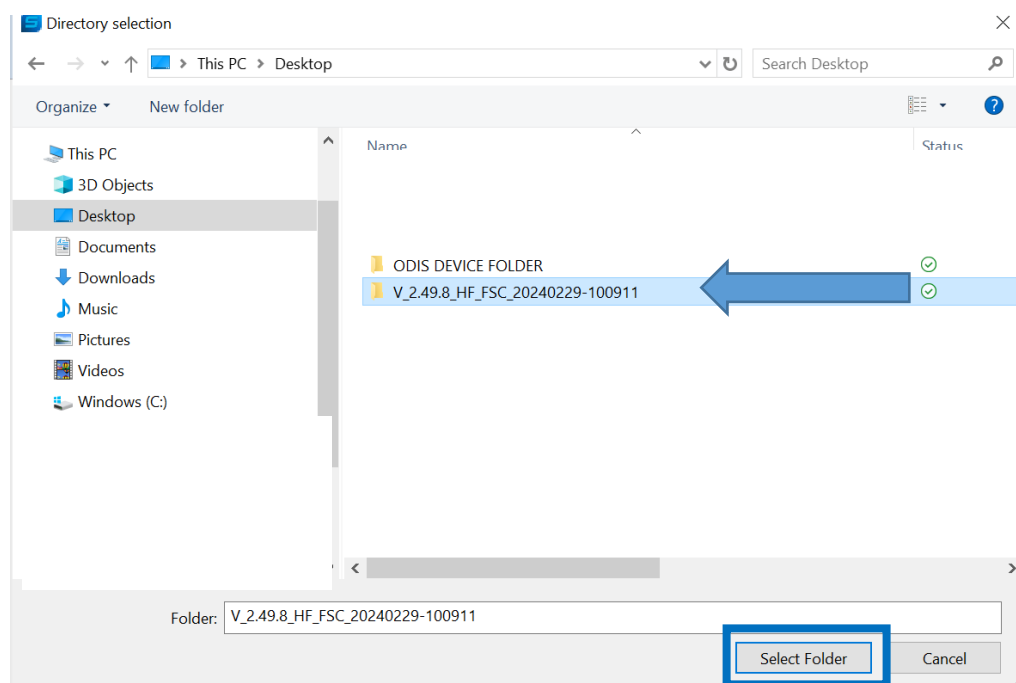
3. Click **Continue**:



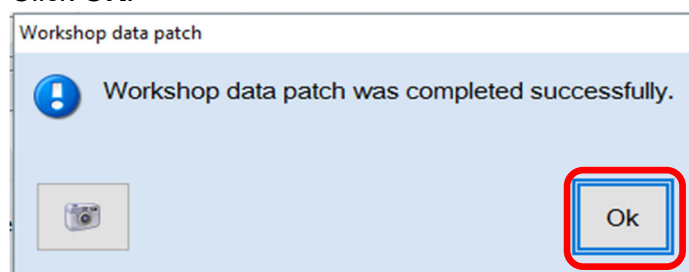
4. The Directory selection window will appear. Browse to and **highlight the Hotfix file** (*example only*), then click **Select Folder**:



Service Information



5. Click **OK**:



6. Perform the diagnostic procedure.

Important:

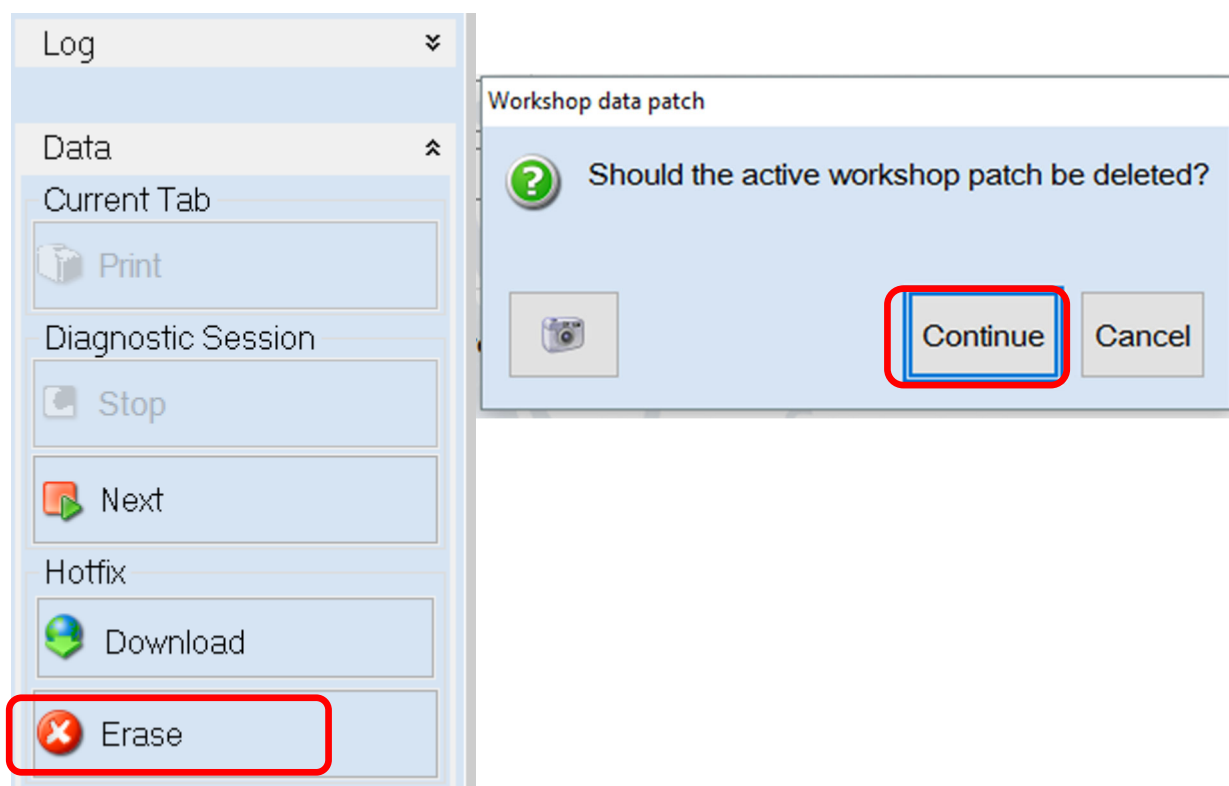
The Hotfix must be removed after performing the procedure. Failure to do so will cause other vehicle diagnostics sessions to malfunction.

3.0 – Uninstall the Hotfix from ODIS Service

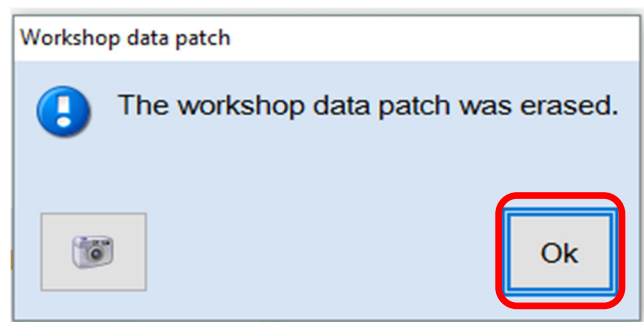
1. Select **Erase** (under Hotfix), then **Continue**:



Service Information



2. Click **OK** and close ODIS Service:



(continued)

For questions or concerns, please reach out to David Provonche, 248-754-6091.



Service Information

extern.dave.provonche@audi.com

Audi GFF / ODIS Validation / Service42 Research

VWGoA, Inc.

Product Quality & Technical Service