

Vermeer MV Solutions, Inc.

Trenchless
Okahumpka, Florida 34762 USA

FIELD CAMPAIGN KIT #: VMV000097 Rev. 1

DATE: 2025 June 12

For Dealer Reference: Service Bulletin #: SMV2025-006 Rev. 1

Debris Tank Door Retention Clip Replacement Kit

CAMPAIGN TYPE:	Mandatory – Product Compliance
CAMPAIGN CATEGORY:	Kit and Bulletin

MACHINE/ ATTACHMENT MODEL(S):	SERIAL NUMBERS:		Kit version
	Included	Excluded	
CSGT	See attached listing on pages 20-22 of this kit instructions for specific VIN and serial/unit numbers.	None	VMV01
CSSK	See attached listing on page 22 of this kit instructions for specific VIN and serial/unit numbers.		
CVGT	See attached listing on pages 23-29 of this kit instructions for specific VIN and serial/unit numbers.		
CVSGT	See attached listing on pages 30-39 of this kit instructions for specific VIN and serial/unit numbers.		
HTV873PTO	See attached listing on page 40 of this kit instructions for specific VIN and serial/unit numbers.		
JTV873PTO	See attached listing on page 40 of this kit instructions for specific VIN and serial/unit numbers.		
LPMINI	See attached listing on page 40 of this kit instructions for specific VIN and serial/unit numbers.		
LPMINIXDT	See attached listing on page 40 of this kit instructions for specific VIN and serial/unit numbers.		

LPSDSK	See attached listing on page 40 of this kit instructions for specific VIN and serial/unit numbers.		
LPSDT	See attached listing on pages 41-56 of this kit instructions for specific VIN and serial/unit numbers.		
LPSGT	See attached listing on pages 57-59 of this kit instructions for specific VIN and serial/unit numbers.		
LPXDT	See attached listing on pages 60-72 of this kit instructions for specific VIN and serial/unit numbers.		
MINICOMBO	See attached listing on page 73 of this kit instructions for specific VIN and serial/unit numbers.		



Purpose:

Revision:

- Kit instructions and bulletin are being revised to remove DEALER INSTALLATION ONLY, add additional units, and remove 1200-gallon machines. See pages 5-19 for list of the additional units that are being added to VMV01 kit version. See page 4 for excluded units.

DEBRIS TANK DOOR MAY FALL UNEXPECTEDLY. Debris tank door lift cylinder retention clip can become displaced during operation and the tank door may fall. **DEATH OR SERIOUS INJURY POSSIBLE.** If the debris tank door were to lower unexpectedly while cleaning the debris tank or underside of debris door, the operator or crew member could be crushed. Death or serious injury is possible.

IMMEDIATE MACHINE MODIFICATIONS REQUIRED. VMV00097 has been created to provide the necessary parts and instructions to update the retention clip. **The kit must be installed as soon as possible.**

Special tools and conditions:

- N/A



WARNING: Use the following shutdown procedure before attempting to do any of the work described in this kit.

Shutdown Procedure:

1. Ensure tank is lowered and door is closed.
2. Reduce engine speed to idle.
3. Verify all switches are in off/down position.
4. Allow engine to idle for five minutes before turning it off after full-load operation.
5. Turn engine off and remove key from key switch.
6. Relieve water pressure from water-assisted tools by squeezing trigger. Disconnect tool(s) from hose.

VMV010097 REV Excluded Units

CSGT EXCLUDED MACHINES - VMV010097

MODEL	VIN	SERIAL/UNIT	MODEL	VIN	SERIAL/UNIT
[REDACTED]	[REDACTED]	[REDACTED]	[REDACTED]	[REDACTED]	[REDACTED]
[REDACTED]	[REDACTED]	[REDACTED]	[REDACTED]	[REDACTED]	[REDACTED]
[REDACTED]	[REDACTED]	[REDACTED]	[REDACTED]	[REDACTED]	[REDACTED]
[REDACTED]	[REDACTED]	[REDACTED]	[REDACTED]	[REDACTED]	[REDACTED]

CVGT EXCLUDED MACHINES - VMV010097

MODEL	VIN	SERIAL/UNIT	MODEL	VIN	SERIAL/UNIT
[REDACTED]	[REDACTED]	[REDACTED]	[REDACTED]	[REDACTED]	[REDACTED]
[REDACTED]	[REDACTED]	[REDACTED]	[REDACTED]	[REDACTED]	[REDACTED]
[REDACTED]	[REDACTED]	[REDACTED]	[REDACTED]	[REDACTED]	[REDACTED]
[REDACTED]	[REDACTED]	[REDACTED]	[REDACTED]	[REDACTED]	[REDACTED]

CVSGT EXCLUDED MACHINES - VMV010097

MODEL	VIN	SERIAL/UNIT	MODEL	VIN	SERIAL/UNIT
[REDACTED]	[REDACTED]	[REDACTED]	[REDACTED]	[REDACTED]	[REDACTED]
[REDACTED]	[REDACTED]	[REDACTED]	[REDACTED]	[REDACTED]	[REDACTED]
[REDACTED]	[REDACTED]	[REDACTED]	[REDACTED]	[REDACTED]	[REDACTED]
[REDACTED]	[REDACTED]	[REDACTED]	[REDACTED]	[REDACTED]	[REDACTED]

LPSDT EXCLUDED MACHINES - VMV010097

MODEL	VIN	SERIAL/UNIT	MODEL	VIN	SERIAL/UNIT
[REDACTED]	[REDACTED]	[REDACTED]	[REDACTED]	[REDACTED]	[REDACTED]
[REDACTED]	[REDACTED]	[REDACTED]	[REDACTED]	[REDACTED]	[REDACTED]
[REDACTED]	[REDACTED]	[REDACTED]	[REDACTED]	[REDACTED]	[REDACTED]
[REDACTED]	[REDACTED]	[REDACTED]	[REDACTED]	[REDACTED]	[REDACTED]

LPSGT EXCLUDED MACHINES - VMV010097

MODEL	VIN	SERIAL/UNIT	MODEL	VIN	SERIAL/UNIT
[REDACTED]	[REDACTED]	[REDACTED]	[REDACTED]	[REDACTED]	[REDACTED]
[REDACTED]	[REDACTED]	[REDACTED]	[REDACTED]	[REDACTED]	[REDACTED]

MINICOMBO EXCLUDED MACHINES - VMV010097

MODEL	VIN	SERIAL/UNIT	MODEL	VIN	SERIAL/UNIT
[REDACTED]	[REDACTED]	[REDACTED]	[REDACTED]	[REDACTED]	[REDACTED]
[REDACTED]	[REDACTED]	[REDACTED]	[REDACTED]	[REDACTED]	[REDACTED]

JTV873PTO AFFECTED MACHINES - VMV010097 REV

MODEL	VIN	SERIAL/UNIT	MODEL	VIN	SERIAL/UNIT

LPMINI AFFECTED MACHINES - VMV010097 REV

MODEL	VIN	SERIAL/UNIT	MODEL	VIN	SERIAL/UNIT

LPMINISK AFFECTED MACHINES - VMV010097 REV

MODEL	VIN	SERIAL/UNIT	MODEL	VIN	SERIAL/UNIT

LPMINIXDT AFFECTED MACHINES - VMV010097 REV

MODEL	VIN	SERIAL/UNIT	MODEL	VIN	SERIAL/UNIT

LPSDSK AFFECTED MACHINES - VMV010097 REV

MODEL	VIN	SERIAL/UNIT	MODEL	VIN	SERIAL/UNIT

CSGT AFFECTED MACHINES - VMV010097					
MODEL	VIN	SERIAL/UNIT	MODEL	VIN	SERIAL/UNIT
[REDACTED]	[REDACTED]	[REDACTED]	[REDACTED]	[REDACTED]	[REDACTED]
[REDACTED]	[REDACTED]	[REDACTED]	[REDACTED]	[REDACTED]	[REDACTED]
[REDACTED]	[REDACTED]	[REDACTED]	[REDACTED]	[REDACTED]	[REDACTED]
[REDACTED]	[REDACTED]	[REDACTED]	[REDACTED]	[REDACTED]	[REDACTED]
[REDACTED]	[REDACTED]	[REDACTED]	[REDACTED]	[REDACTED]	[REDACTED]
[REDACTED]	[REDACTED]	[REDACTED]	[REDACTED]	[REDACTED]	[REDACTED]
[REDACTED]	[REDACTED]	[REDACTED]	[REDACTED]	[REDACTED]	[REDACTED]
[REDACTED]	[REDACTED]	[REDACTED]	[REDACTED]	[REDACTED]	[REDACTED]

CSSK AFFECTED MACHINES - VMV010097					
MODEL	VIN	SERIAL/UNIT	MODEL	VIN	SERIAL/UNIT
[REDACTED]	[REDACTED]	[REDACTED]	[REDACTED]	[REDACTED]	[REDACTED]
[REDACTED]	[REDACTED]	[REDACTED]	[REDACTED]	[REDACTED]	[REDACTED]

CVSGT AFFECTED MACHINES - VMV010097

MODEL	VIN	SERIAL/UNIT	MODEL	VIN	SERIAL/UNIT
[REDACTED]	[REDACTED]	[REDACTED]	[REDACTED]	[REDACTED]	[REDACTED]
[REDACTED]	[REDACTED]	[REDACTED]	[REDACTED]	[REDACTED]	[REDACTED]
[REDACTED]	[REDACTED]	[REDACTED]	[REDACTED]	[REDACTED]	[REDACTED]
[REDACTED]	[REDACTED]	[REDACTED]	[REDACTED]	[REDACTED]	[REDACTED]
[REDACTED]	[REDACTED]	[REDACTED]	[REDACTED]	[REDACTED]	[REDACTED]
[REDACTED]	[REDACTED]	[REDACTED]	[REDACTED]	[REDACTED]	[REDACTED]
[REDACTED]	[REDACTED]	[REDACTED]	[REDACTED]	[REDACTED]	[REDACTED]
[REDACTED]	[REDACTED]	[REDACTED]	[REDACTED]	[REDACTED]	[REDACTED]
[REDACTED]	[REDACTED]	[REDACTED]	[REDACTED]	[REDACTED]	[REDACTED]
[REDACTED]	[REDACTED]	[REDACTED]	[REDACTED]	[REDACTED]	[REDACTED]
[REDACTED]	[REDACTED]	[REDACTED]	[REDACTED]	[REDACTED]	[REDACTED]
[REDACTED]	[REDACTED]	[REDACTED]	[REDACTED]	[REDACTED]	[REDACTED]
[REDACTED]	[REDACTED]	[REDACTED]	[REDACTED]	[REDACTED]	[REDACTED]
[REDACTED]	[REDACTED]	[REDACTED]	[REDACTED]	[REDACTED]	[REDACTED]
[REDACTED]	[REDACTED]	[REDACTED]	[REDACTED]	[REDACTED]	[REDACTED]
[REDACTED]	[REDACTED]	[REDACTED]	[REDACTED]	[REDACTED]	[REDACTED]
[REDACTED]	[REDACTED]	[REDACTED]	[REDACTED]	[REDACTED]	[REDACTED]
[REDACTED]	[REDACTED]	[REDACTED]	[REDACTED]	[REDACTED]	[REDACTED]
[REDACTED]	[REDACTED]	[REDACTED]	[REDACTED]	[REDACTED]	[REDACTED]
[REDACTED]	[REDACTED]	[REDACTED]	[REDACTED]	[REDACTED]	[REDACTED]

HTV873PTO AFFECTED MACHINES - VMV010097					
MODEL	VIN	SERIAL/UNIT	MODEL	VIN	SERIAL/UNIT

JTV873PTO AFFECTED MACHINES - VMV010097					
MODEL	VIN	SERIAL/UNIT	MODEL	VIN	SERIAL/UNIT

LPMINI AFFECTED MACHINES - VMV010097					
MODEL	VIN	SERIAL/UNIT	MODEL	VIN	SERIAL/UNIT

LPMINIXDT AFFECTED MACHINES - VMV010097					
MODEL	VIN	SERIAL/UNIT	MODEL	VIN	SERIAL/UNIT

LPSDSK AFFECTED MACHINES - VMV010097					
MODEL	VIN	SERIAL/UNIT	MODEL	VIN	SERIAL/UNIT

LPSDT AFFECTED MACHINES - VMV010097

MODEL	VIN	SERIAL/UNIT	MODEL	VIN	SERIAL/UNIT
[REDACTED]	[REDACTED]	[REDACTED]	[REDACTED]	[REDACTED]	[REDACTED]
[REDACTED]	[REDACTED]	[REDACTED]	[REDACTED]	[REDACTED]	[REDACTED]
[REDACTED]	[REDACTED]	[REDACTED]	[REDACTED]	[REDACTED]	[REDACTED]
[REDACTED]	[REDACTED]	[REDACTED]	[REDACTED]	[REDACTED]	[REDACTED]
[REDACTED]	[REDACTED]	[REDACTED]	[REDACTED]	[REDACTED]	[REDACTED]
[REDACTED]	[REDACTED]	[REDACTED]	[REDACTED]	[REDACTED]	[REDACTED]
[REDACTED]	[REDACTED]	[REDACTED]	[REDACTED]	[REDACTED]	[REDACTED]
[REDACTED]	[REDACTED]	[REDACTED]	[REDACTED]	[REDACTED]	[REDACTED]
[REDACTED]	[REDACTED]	[REDACTED]	[REDACTED]	[REDACTED]	[REDACTED]
[REDACTED]	[REDACTED]	[REDACTED]	[REDACTED]	[REDACTED]	[REDACTED]
[REDACTED]	[REDACTED]	[REDACTED]	[REDACTED]	[REDACTED]	[REDACTED]
[REDACTED]	[REDACTED]	[REDACTED]	[REDACTED]	[REDACTED]	[REDACTED]
[REDACTED]	[REDACTED]	[REDACTED]	[REDACTED]	[REDACTED]	[REDACTED]
[REDACTED]	[REDACTED]	[REDACTED]	[REDACTED]	[REDACTED]	[REDACTED]
[REDACTED]	[REDACTED]	[REDACTED]	[REDACTED]	[REDACTED]	[REDACTED]



- Unless indicated, new parts from kit have callouts with numbers. Callouts with letters indicate existing parts or general items.



WARNING: Pressurized fluid can penetrate body tissue and result in death or serious injury. Leaks can be invisible. Keep away from any suspected leak. Relieve pressure in the hydraulic system before searching for leaks, disconnecting hoses, or performing any other work on the system. If you must pressurize the system to find a suspected leak, use an object such as a piece of wood or cardboard rather than your hands. When loosening a fitting where some residual pressure may exist, slowly loosen the fitting until oil begins to leak. Wait for leaking to stop before disconnecting the fitting. Fluid injected under the skin must be removed immediately by a surgeon familiar with this type of injury.

Procedure 1: Retaining Clip Information

1. Retaining clip location.



2. Current retaining clip are R-Type Spring Cotter pins, also known as Hair Pin Style Cotter Pins.



3. Replacement retaining clip is a rue clip.

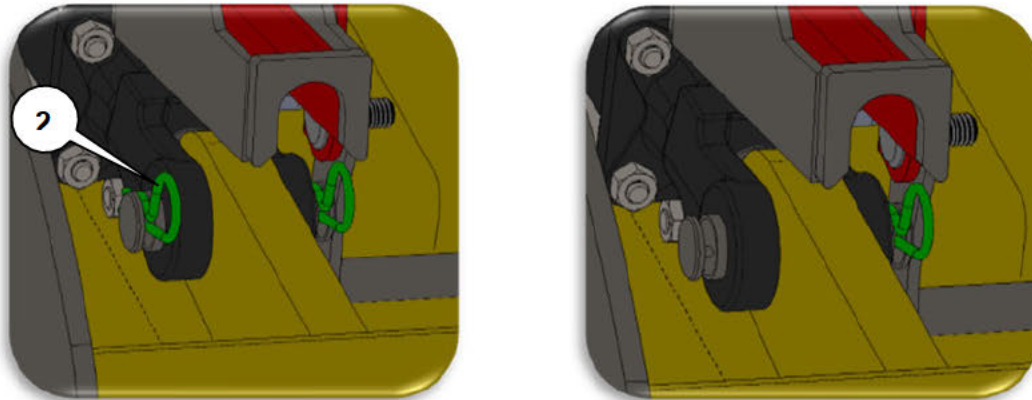


Procedure 2: Retaining clip replacement


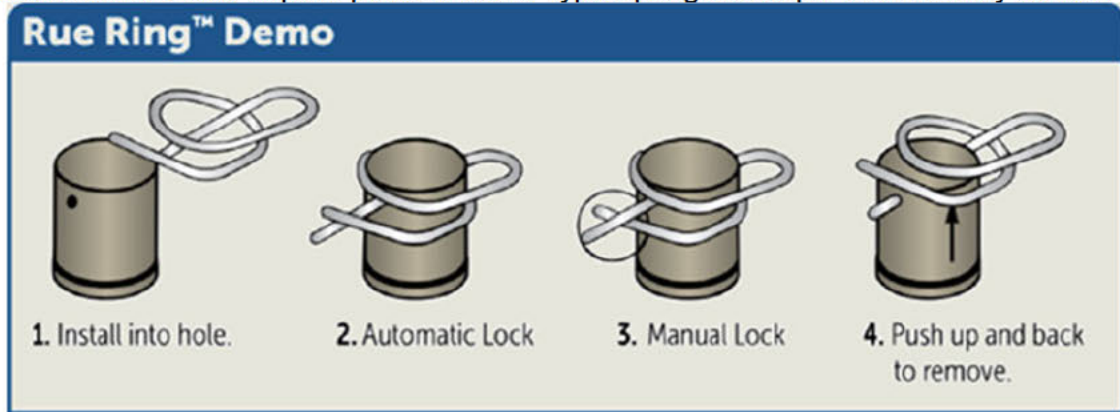
1. Close the debris tank door and engage the tank door lock.



2. Remove one of the R-Type Spring Cotter pins (shown in green.)



3. Insert one of the Rue Clips in place of the R-Type Spring Cotter pin until it is fully seated.



4. Repeat process for second R-Type Spring Cotter pin.
5. Remove Figure 1 and attach to the invoice or place in the manual storage box so unit owner can place with existing parts manual.

UNIT OWNER COPY:
 Insert in parts manual
 for future reference.

Figure 1



Figure 1 parts list			
<u>REF. NO.</u>	<u>PART NO.</u>	<u>DESCRIPTION</u>	<u>VMV01 QTY.</u>
1	VMV010097	Kit, Rue Clips, Debris Tank Door	1
2	135005546	Clip, Rue Ring, 1"	2
		Kit includes all items in Figure 1 parts list.	