

Purpose: To move the exterior lighting from chassis power to house power.

Models involved: Tiffin GT1 Vans




Step 1: locate wire harness with step lights



Step 2: remove all zip ties around the area



Step 3: locate running step wires and GT plate light wires



Step 4: disconnect wires from harness one at a time




Step 5: cut harness wires back and add butt splices to cap off existing harness



Step 6: locate exterior light




Step 7 disconnect harness from exterior light one at a time



Step 8 combine all three sets of wire to a 3-1 jumper



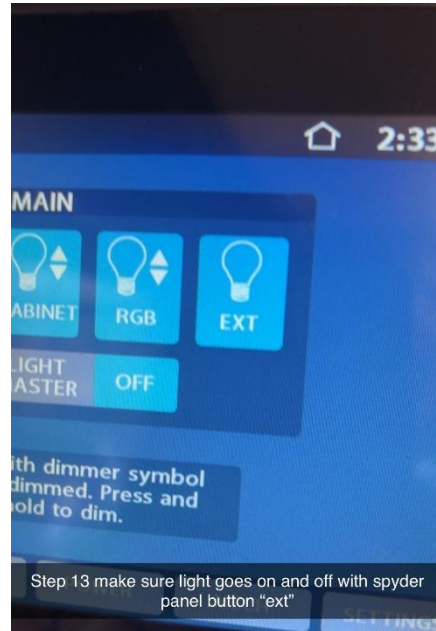
Step 9 connect all wires together with 3-1 jumper



Step 10 replace loom on wire



Step 11 replace all zip ties



Step 13 make sure light goes on and off with spyder panel button "ext"