



# Service Bulletin

Bulletin No.: PIC6613

Date: June, 2025

## PRELIMINARY INFORMATION

**Subject: Whistling Sound While Driving at Highway Speeds**

| Brand:   | Model: | Model Year: |    | VIN: |     | Engine: | Transmission: |
|----------|--------|-------------|----|------|-----|---------|---------------|
|          |        | from        | to | from | to  |         |               |
| Cadillac | OPTIQ  | 2025        |    | All  | All | All     | All           |

|                                   |  |
|-----------------------------------|--|
| <b>Involved Region or Country</b> | North America  |
| <b>Condition</b>                  | Customers may comment on a whistling sound when driving at highway speeds. |
| <b>Cause</b>                      | Gap between fascia and headlamp assembly.                                  |

### Correction

To determine if the source of the noise is coming from the gap between the headlamp assembly and the fascia, tape off the affected area. See images below.



6970183




6970184

If the noise concern is not resolved, continue with testing.

If the whistling sound is eliminated, the technician will need to install a piece of foam between the headlamp assembly and the fascia.

The location of the foam strip, as seen in the image below, is identified in yellow.



6970185

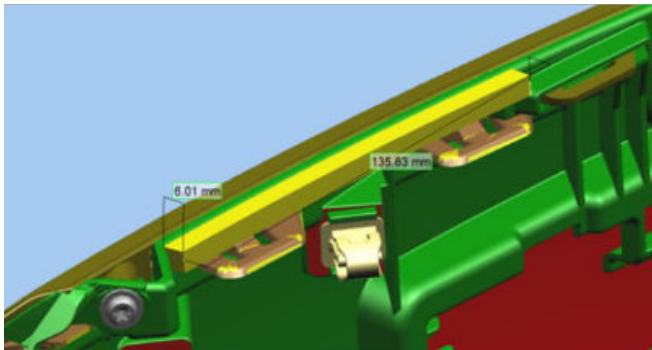
To install the foam strip, the technician will need to remove the front fascia. Refer to SI for instructions.

Using a closed cell soft PVC foam tape, with adhesive backing, that is 6.35 mm (1/4") thick and 9.35 mm (3/8") wide and 135.63 mm long.




6970431

Apply it to the front fascia in the area shown below.



6970181

The top edge of the foam will need to be flush with the top of the fascia.



6970182



6970186

Re-install front fascia and road test vehicle to confirm repairs.

**Parts Information**

| Description   | Part Number     | Qty |
|---|-----------------|-----|
| Closed Cell Soft PVC Foam Tape, Adhesive Backed, 17ft. Roll that is 6.35 mm (1/4") thick and 9.35 mm (3/8") wide. | Procure Locally | 1   |

**Warranty Information**

For vehicles repaired under the Bumper-to-Bumper coverage (Canada Base Warranty coverage), use the following labor operation. Reference the Applicable Warranties section of Investigate Vehicle History (IVH) for coverage information.

| Labor Operation  | Description   | Labor Time |
|--|---|------------|
| 1080668*   | Root Cause Whistle Noise at high speeds and repairs | 2.5 Hrs.   |
| *This is a unique Labor Operation for Bulletin use only. |   |            |

|          |                          |
|----------|--------------------------|
| Version  | 1                        |
| Modified | 06/23/2025 - Created on. |

