

Subject: <p style="text-align: center; font-weight: bold;">MAZDA LIVE TRAFFIC NAVIGATION INFORMATION</p>	<p style="font-weight: bold;">Service Alert No.: SA-024/25</p> <hr/> <p style="font-weight: bold;">Last Issued : 05/15/2025</p>
--	---

BULLETIN NOTES

APPLICABLE MODEL(S)/VINS

SiriusXM® 3 Yr Traffic and Travel Link*	2019-2024 Mazda3* 2020-2024 CX-30* 2021-2025 CX-5* 2023-2024 CX-50* 2021-2023 CX-9* 2024-2025 CX-90*
Mazda Online Navigation*	2025 Mazda3* 2025 CX-30* 2025 CX-50* 2025 CX-70*

*Some Models

DESCRIPTION

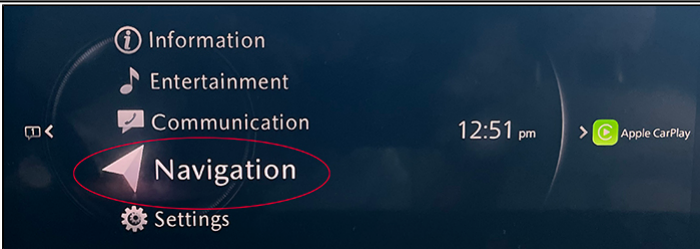
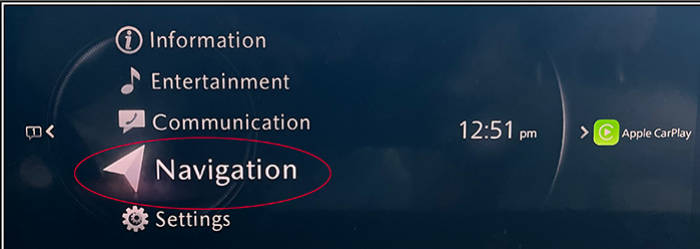
Mazda Navigation Live Traffic information is available on the following 2 systems.

- SiriusXM® 3 Yr Traffic and Travel Link*
- Mazda Online Navigation*

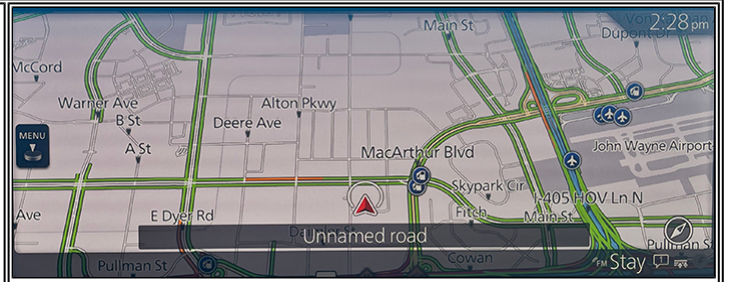
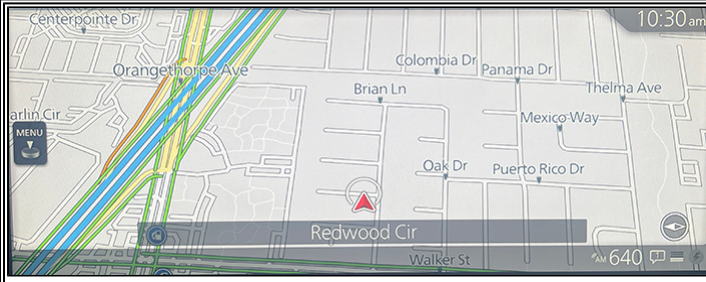
The table below provides Setting information for both systems.

See **APPLICABLE MODEL(S)/VINS** above to determine how vehicles are equipped.

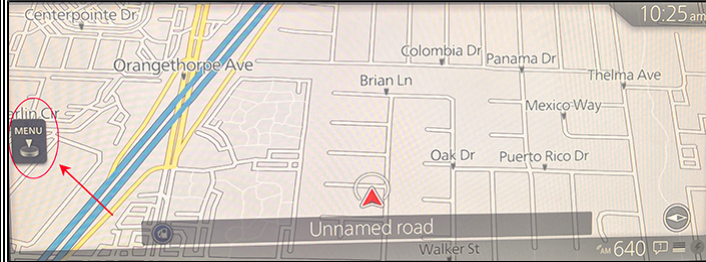
NOTE: When selecting Navigation, data upload may take a few seconds. This is a normal function.

SiriusXM® 3 Yr Traffic and Travel Link*	Mazda Online Navigation*
	
System Enabled	System Enabled

CONSUMER NOTICE: The information and instructions in this bulletin are intended for use by skilled technicians. Mazda technicians utilize the proper tools/ equipment and take training to correctly and safely maintain Mazda vehicles. These instructions should not be performed by "do-it-yourselfers." Customers should not assume this bulletin applies to their vehicle or that their vehicle will develop the described concern. To determine if the information applies, customers should contact their nearest authorized Mazda dealership. Mazda North American Operations reserves the right to alter the specifications and contents of this bulletin without obligation or advance notice. All rights reserved. No part of this bulletin may be reproduced in any form or by any means, electronic or mechanical--including photocopying and recording and the use of any kind of information storage and retrieval system ---without permission in writing.



System Disabled

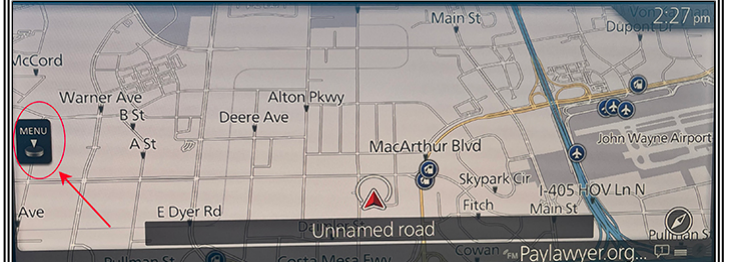


Select Menu to Enable

Requirements:

- Navi SD Card
- Initial setup (License Agreement)
- Good GPS signal strength
- SiriusXM® Traffic and Travel Link 3 Year Free Trial or Paid Subscription
- Allow time for data loading
- Map Zoomed in (if zoomed out too far, map will not show live traffic)

System Disabled

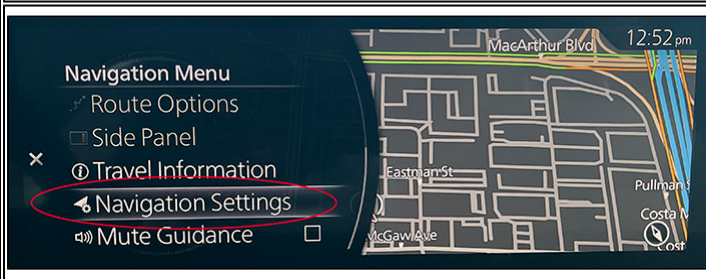


Select Menu to Enable

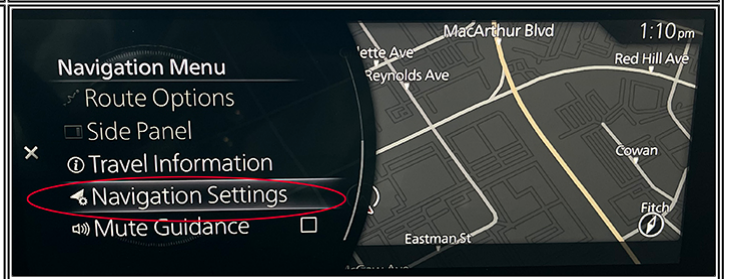
Requirements:

- Navi SD Card
- Connected Vehicle Contract
- Initial setup (License Agreement)
- Good Connected Vehicle signal strength
- Connected Vehicle Enabled
- Map Zoomed in (if zoomed out too far, map will not show live traffic)

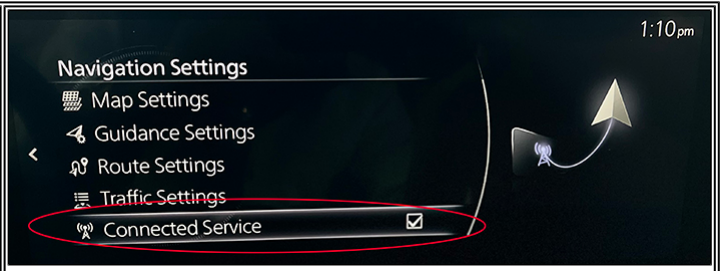
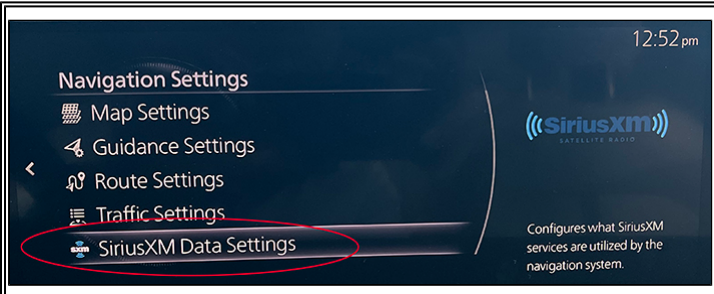
Infotainment Settings



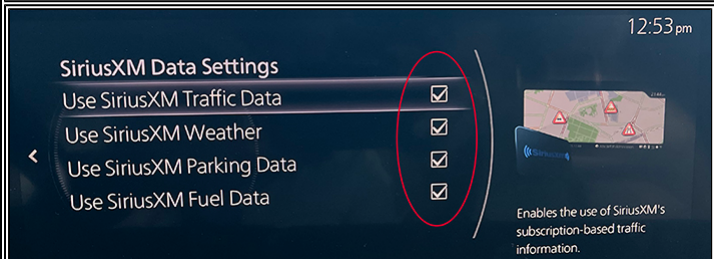
Infotainment Settings



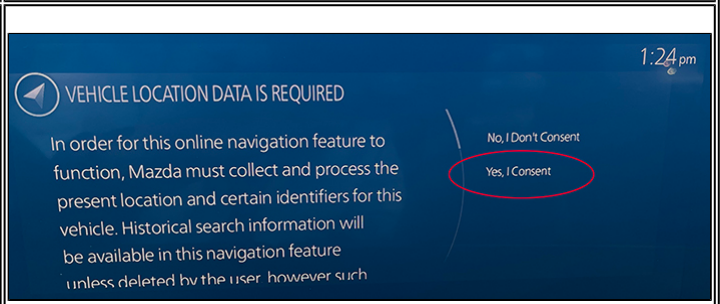
CONSUMER NOTICE: The information and instructions in this bulletin are intended for use by skilled technicians. Mazda technicians utilize the proper tools/ equipment and take training to correctly and safely maintain Mazda vehicles. These instructions should not be performed by "do-it-yourselfers." Customers should not assume this bulletin applies to their vehicle or that their vehicle will develop the described concern. To determine if the information applies, customers should contact their nearest authorized Mazda dealership. Mazda North American Operations reserves the right to alter the specifications and contents of this bulletin without obligation or advance notice. All rights reserved. No part of this bulletin may be reproduced in any form or by any means, electronic or mechanical--including photocopying and recording and the use of any kind of information storage and retrieval system ---without permission in writing.



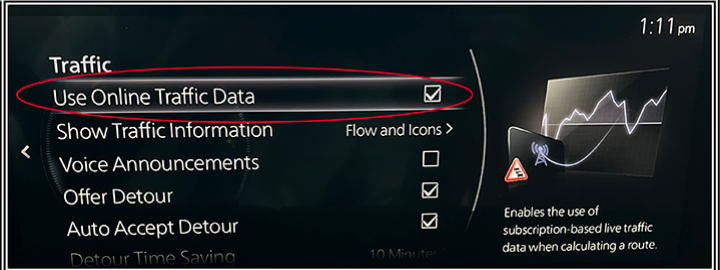

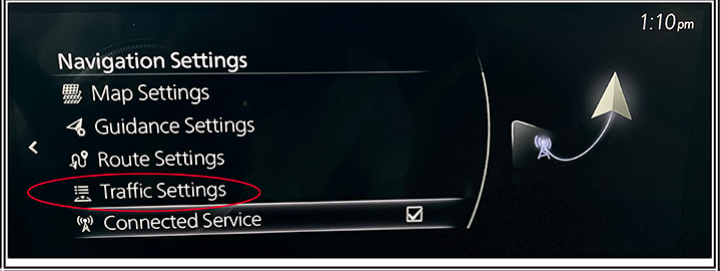

Make sure Connected Service is enabled



Make sure all SiriusXM Traffic Data boxes are checked
NOTE: If changes are made, drive the vehicle a few miles with a clear view of the sky to allow data loading.



NOTE: If first time usage, Select "Yes, I Consent"

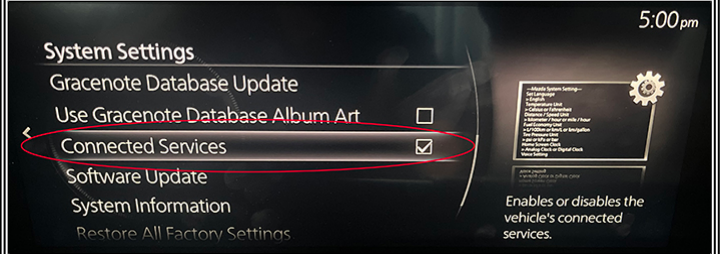
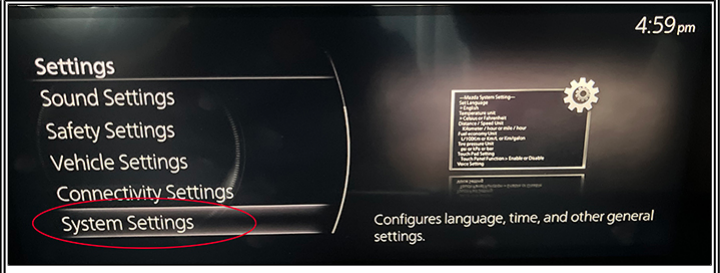
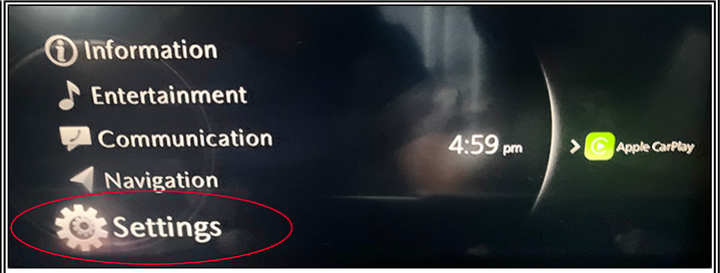


Make sure Online Traffic Data is enabled

Connected Vehicle Settings

From the Infotainment Main Menu, Select "Settings"

CONSUMER NOTICE: The information and instructions in this bulletin are intended for use by skilled technicians. Mazda technicians utilize the proper tools/ equipment and take training to correctly and safely maintain Mazda vehicles. These instructions should not be performed by "do-it-yourselfers." Customers should not assume this bulletin applies to their vehicle or that their vehicle will develop the described concern. To determine if the information applies, customers should contact their nearest authorized Mazda dealership. Mazda North American Operations reserves the right to alter the specifications and contents of this bulletin without obligation or advance notice. All rights reserved. No part of this bulletin may be reproduced in any form or by any means, electronic or mechanical--including photocopying and recording and the use of any kind of information storage and retrieval system ---without permission in writing.



Make sure Connected Services is enabled
NOTE: If changes are made, drive vehicle a few miles with a clear view of the sky to allow data loading.

* Some Models

NOTE: Navigation Live Traffic is also available on Apple CarPlay™/Android Auto™

Apple CarPlay™	Maps Google Maps Waze
Android Auto™	Google Maps Waze

CONSUMER NOTICE: The information and instructions in this bulletin are intended for use by skilled technicians. Mazda technicians utilize the proper tools/ equipment and take training to correctly and safely maintain Mazda vehicles. These instructions should not be performed by "do-it-yourselfers." Customers should not assume this bulletin applies to their vehicle or that their vehicle will develop the described concern. To determine if the information applies, customers should contact their nearest authorized Mazda dealership. Mazda North American Operations reserves the right to alter the specifications and contents of this bulletin without obligation or advance notice. All rights reserved. No part of this bulletin may be reproduced in any form or by any means, electronic or mechanical--including photocopying and recording and the use of any kind of information storage and retrieval system ---without permission in writing.