



HYUNDAI

Technical Service Bulletin

GROUP BODY	NUMBER 25-BD-004H
DATE MAY 2025	MODEL(S) SEE BELOW

SUBJECT: WHITE PAINT WARRANTY EXTENSION (Z05)

Description: Certain Hyundai vehicles with exterior white paint may exhibit peeling or bubbling on metal body panels: hood, fender(s), roof, door(s), quarter panel(s), and tailgate/trunk. The paint warranty coverage for affected vehicles has been extended to 10 years/unlimited miles from the date of original retail delivery or date of first use, and is valid for original and subsequent owners.

The warranty extension does **NOT** apply to any vehicle that has ever been declared a total loss or sold for salvage by a financial institution or insurer, or has a branded or similar title under any state's law.



Applicable Vehicles (Certain):

Model Year	Model	Exterior Paint	Factory	Remarks
• 2015 – 2016MY	Elantra (UD)	Quartz White Pearl (W8 or WW8)	HMMA	VIN starts with 5NP
• 2017 – 2018MY	Elantra (ADA)	Quartz White Pearl (W8 or WW8)	HMMA	VIN starts with 5NP
• 2015 – 2019MY	Sonata (LFA)	Quartz White Pearl (W8 or WW8)	HMMA	VIN starts with 5NP
• 2017 – 2018MY	Santa Fe Sport (AN)	Frost White Pearl (SWP)	HMMA	VIN starts with 5NM
• 2019MY	Santa Fe (TMA)	Quartz White Pearl (W8 or WW8)	HMMA	VIN starts with 5NM
• 2017 – 2021MY	Tucson (TL)	Dazzling White (PDW) Cream White (WW2)	HMC	
• 2021 – 2023MY	Santa Fe Hybrid (TM HEV)	Cream White (WW2)	HMC	
• 2020 – 2023MY	Palisade (LX2)	Hyper White (WC9)	HMC	

Circulate To: General Manager, Service Manager, Parts Manager, Warranty Manager, Service Advisors, Technicians, Body Shop Manager, Fleet Repair

Warranty Information:

Model	Op. Code	Operation	Op. Time	Causal Part	Nature Code	Cause Code
Elantra (UD)	Refer to WEBDCS for applicable paint labor Op. codes	Refer to WEBDCS for applicable description(s)	Refer to WEBDCS for current LTS for paint	Refer to parts catalog for affected part(s)	A22	ZZ8
Elantra (ADA)						
Sonata (LFA)						
Santa Fe Sport (AN)						
Santa Fe (TMA)						
Tucson (TL)						
Santa Fe Hybrid (TM HEV)						
Palisade (LX2)						

NOTE 1: Submit one (1) claim in the 'Warranty Claim Entry Screen' using the published LTS paint labor operations for the affected panel(s)/area(s).

When submitting the claim, please ensure that any of the following 3 keywords are included in the '3C's or Comments' sections: Z05, White, or Paint Extension.

Include operation code **SUBLTR0F for 0.3 M/H along with additional \$100** in sublet for administrative support in coordinating activities with paint repair such as coordinating with paint shop for setup/sublet of paint repairs, paperwork/invoicing completion, coordination rental car for customer.

Please note that paint matching and blending are covered.

Use sublet type "P1" for the paint claim.

NOTE 2: This TSB includes repair justification photos. Op times include VIN, mileage, and repair justification photos as outlined in the Digital Documentation Policy.

NOTE 3: If a rental is needed, use the same repair order as the Warranty claim and submit as a separate claim.

NOTE 4: If a part is found in need of replacement while performing this TSB and the affected part is still under warranty, submit a separate claim using the same repair order. If the affected part is out of warranty, submit a Prior Approval request for goodwill consideration prior to performing the work. This claim must be submitted separately from #1.

NOTE 5: Standard Warranty Policy & Procedures apply.

NOTE 6: If the vehicle is outside of the extended term, please submit a Prior Approval (PA) request for goodwill consideration prior to performing the work.

Service Procedure:

DIGITAL DOCUMENTATION



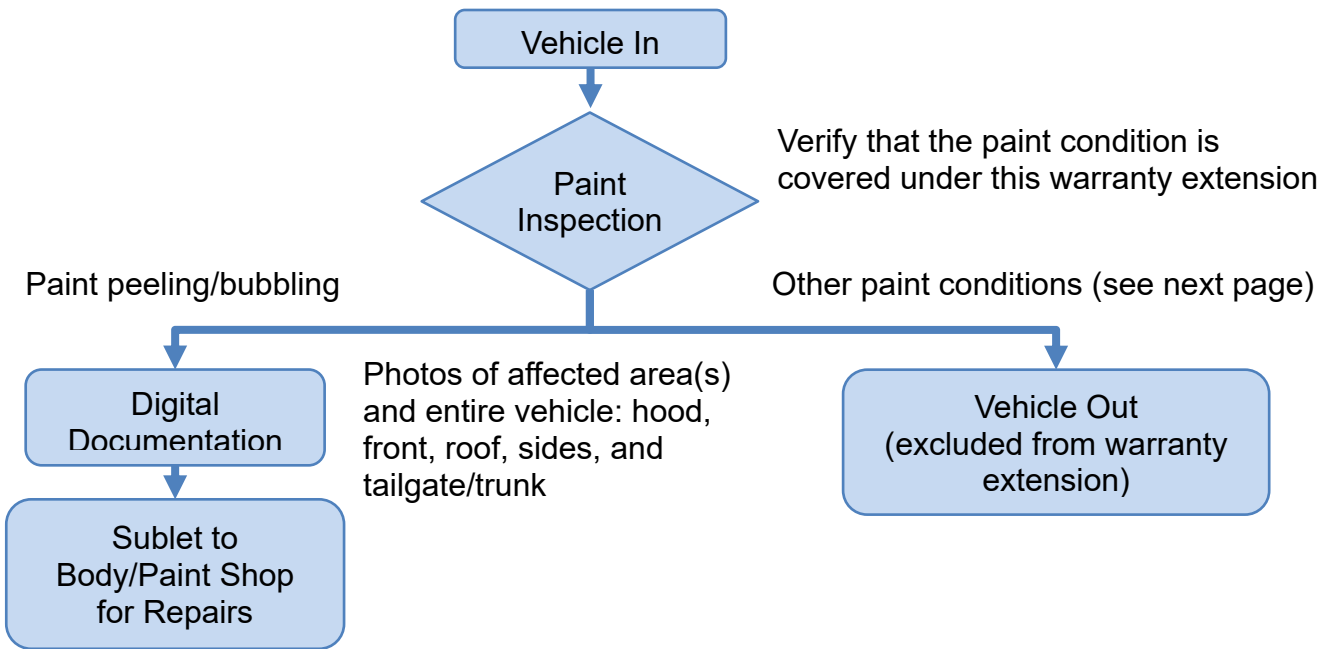
This TSB includes Repair justification photos. Refer to the latest Warranty Digital Documentation Policy for requirements.

i Information

If the sublet body vendor discovers more panel(s) exhibiting peeling or bubbling beyond dealer's original assessment, it is mandatory that the vendor take pictures of the additional panel(s) exhibiting peeling or bubbling so the dealer can include them as part of its claim submission.

i Information

The warranty extension does **NOT** apply to any vehicle that has ever been declared a total loss or sold for salvage by a financial institution or insurer, or has a branded or similar title under any state's law.



i Information

Peeling and/or bubbling of the white paint commonly occurs on the metal body panels: hood, fender(s), roof, door(s), quarter panel(s), and tailgate/trunk.

Plastic body panels (bumpers, side moldings, fender/quarter panel garnishes, etc.) are **NOT** affected by this issue. They should only be repainted if necessary for proper color matching and blending.

Paint issues that do **NOT** match these conditions (e.g. rock chips, scratches, physical damage, etc.) are **NOT** covered under this warranty extension.

White Paint Repair Procedure


1. Inspect the entire vehicle for paint peeling/bubbling on the metal body panels: hood, fender(s), roof, door(s), quarter panel(s), and tailgate/trunk.

i Information

Plastic body panels (bumpers, side moldings, fender/quarter panel garnishes, etc.) are **NOT** affected by this issue. They should only be repainted if necessary for proper color matching and blending.

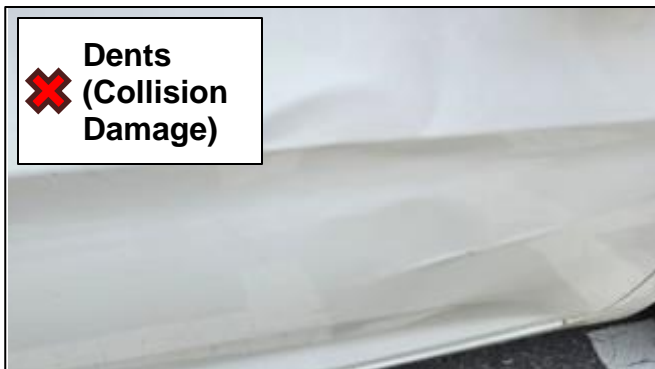

i Information

The warranty extension does **NOT** apply to any vehicle that has ever been declared a total loss or sold for salvage by a financial institution or insurer, or has a branded or similar title under any state's law.



i Information

Paint issues such as rock chips, scratches, bird droppings, sap/wax, aftermarket wraps, collision damage, and/or customer-induced damage are excluded (❌ = **NOT** covered) by the warranty extension.



2.

DIGITAL DOCUMENTATION



Using STUI, take photos of the affected panel(s)/area(s) exhibiting peeling and/or bubbling of the white paint with the last 6 digits of the VIN and the date of repair on a piece of paper. Also photograph the LH & RH side, hood & roof, and front & rear areas to document vehicle condition.

Upload the photos to STUI.

Photo(s) of Problem Area(s)



LH & RH Side



Hood & Roof



Front & Rear



3. Sublet the vehicle to a body/paint shop.

**Information**

Refer to **Hyundai Warranty Policy and Procedures Manual, "Section 6.5: Sublet Repair Record Requirements"** when sublet repairs are performed by a body/paint shop to refinish the affected area(s).

**Information**

Only repaint the affected area(s). The surrounding body panel(s) should only be repainted if it is necessary for proper color matching and blending.

**Information**

If the sublet body vendor discovers more panel(s) exhibiting peeling or bubbling beyond the dealer's original assessment, it is mandatory that the vendor take pictures of the additional panel(s) exhibiting peeling or bubbling so the dealer can include them as part of its claim submission.