


Understanding the Manual Speed Limit Assist (MSLA) Feature




As a valued Hyundai owner, we want to make sure you know about and get the most from your vehicle features — including the Manual Speed Limit Assist (MSLA). This driver-assistance feature allows you to set a maximum speed to help you avoid exceeding a specific speed limit.

Important facts to know:

- MSLA is activated when the driving assist button, located on the steering wheel, is pressed and held for approximately 1.5 to 3 seconds. The speed limit indicator will illuminate on the cluster with the set speed illuminated next to it.
- If the driver surpasses the preset speed limit, the set speed limit indicator will blink and a chime will sound until the vehicle's speed returns within the set speed limit. This will only occur if the driver has depressed the accelerator pedal beyond the pressure point, activating the kickdown function.
- To disengage MSLA, press the pause/resume button.
- To turn off MSLA, press the driving assist button.
- If MSLA is turned on while the vehicle is not moving or traveling slower than 20 mph, the maximum speed will be set to 20 mph.



Safe Steering Methods:

-  Adjust the driver's seat as far to the rear as possible while maintaining your ability to control the vehicle.
-  Place both hands outside of the steering wheel on opposite sides.
-  Use one of the three safe steering methods: hand-to-hand steering, hand-over-hand steering, or one-hand steering.

Please keep this letter in the glove compartment of your Hyundai.

It serves as a great refresher for safe driving and allows quick access to learn more about MSLA if needed.

To learn more, visit HyundaiHowTos.com/videos/manual-speed-limit-assist-hyundai-3 for complete information on the MSLA feature. Visit MyHyundai.com to access your Owner's Manual. Call the Hyundai Call Center at **1-800-633-5151** for any questions.