

Rear Passenger Compartment Interior Lighting Nonfunctional

Topic number	LI82.20-P-073522
Version	2
Function group	82.20 - Interior lights
Date	5/22/25
Validity	Model series 223 with code 236 (Adaptive rear compartment lighting) from SOP to change year 21/2
Reason for change	Updating remedy steps, adapting validity of change years

Complaint

It remains dark when switching on the rear passenger compartment interior lighting.


Cause

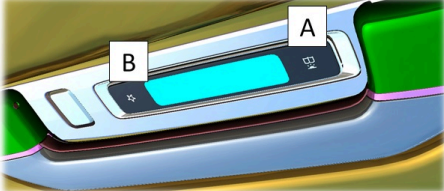
Coding of component part control unit N10/6.

Remedy

1. Perform SCN coding of component part control unit N10/6.
2. Reset settings of interior lighting on rear displays, see pictures 2 to 4 in attachment. For vehicles without rear displays, perform reset on rear tablet.
3. Operate reading light pushbutton switch (A) in grab handle light => Reading light only turns on in grab handle light
4. Operate reading light pushbutton switch (A) in grab handle light again => Reading light only turns off in grab handle light

Note: Use damage code 540P6/fault type 90 (software release) and document detailed customer complaint for warranty and goodwill claim!



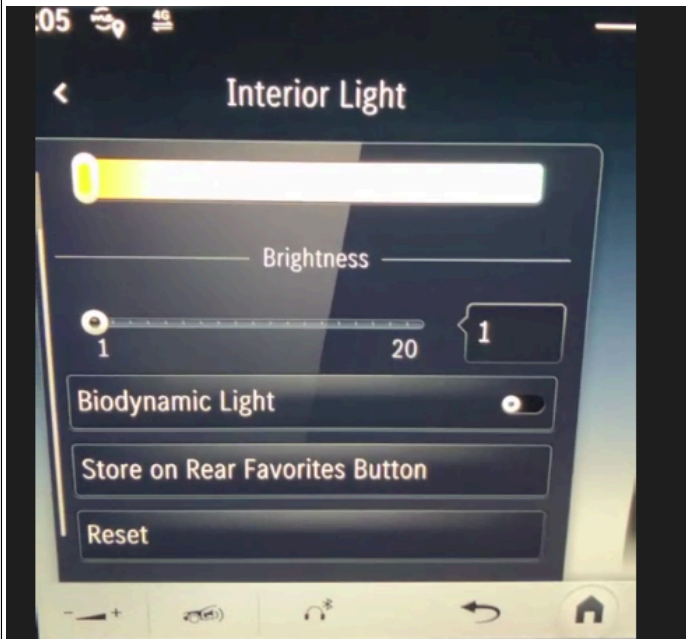
Attachments	
File	Description
Leselicht_Innenbeleuchtung.jpg	Picture 1
	

Reset Rear Interior Light Setting - 1.png



Picture 3

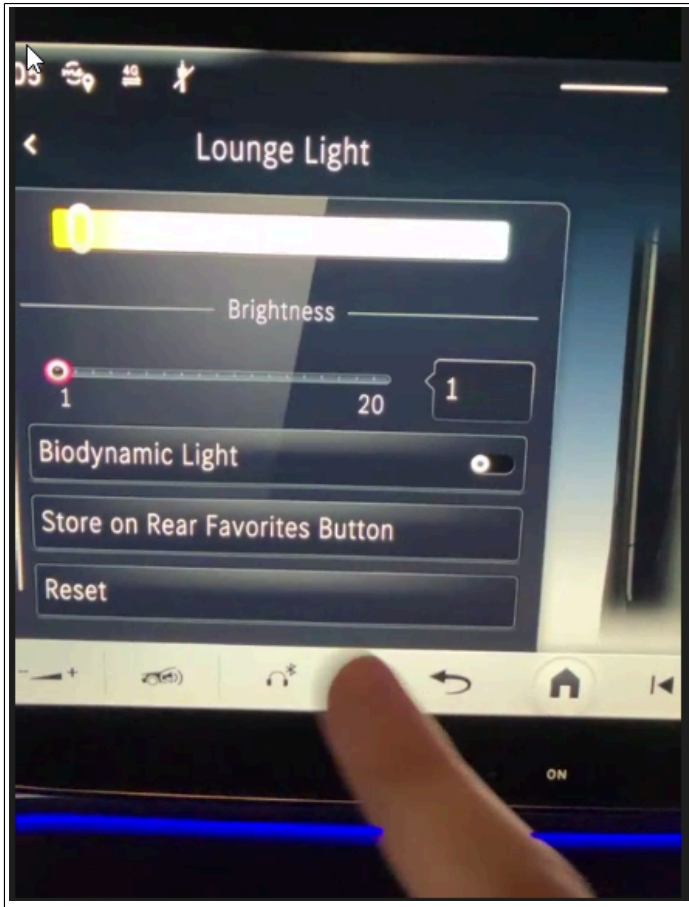
Reset Rear Interior Light Setting - 2.png



Picture 2

Reset Rear Interior Light Setting - 3.png

Picture 4



Disclaimer

NOTE: The information contained in this document is intended for use by trained, professional technicians with the knowledge to properly and safely perform diagnosis and repairs on Mercedes-Benz vehicles, using Mercedes-Benz approved tools and equipment. It informs service technicians about conditions that could occur in certain vehicles and provides information that could assist in proper vehicle diagnosis, service, or repair. It does not indicate that a defect is present in any vehicle referenced in this document nor does it imply warranty coverage. DO NOT assume that a symptom or condition, or a described cause of a symptom or condition, affects any particular vehicle or groups of vehicles, or that a described repair applies to any particular vehicle or groups of vehicles. There can be multiple causes resulting in the same or similar symptoms or conditions described in this document, and trained professional service technicians must use their diagnostic skills to make evaluations on a case-by-case basis. The information contained in this document does not guarantee warranty coverage nor does it extend the vehicle's warranty in any way.

Symptoms

Lighting > Interior illumination > Interior lamp > Does not go on

Operation numbers/damage codes

Op. no.	Operation text	Time	Damage code	Note
		0.000 H	540P690	Function of interior lighting/front SAM ambient lighting