



GROUP	MODEL
ELE	2024-2025MY Seltos AWD (SP2)
NUMBER	DATE
374	May 2025

## TECHNICAL SERVICE BULLETIN

SUBJECT: **AWD COUPLING ACTUATOR LOGIC IMPROVEMENT (SA605)**

This bulletin provides information to upgrade the 4-Wheel Drive (“4WD”) system software on certain 2024-2025MY Seltos (SP2) vehicles equipped with All-Wheel Drive (“AWD”) produced from February 14, 2023 through October 08, 2024. The affected vehicles may experience an interruption of supplementary power to the rear wheels, while normal motive power continues to be available to the front wheels, accompanied by the warning message “Check AWD/4WD System” on the instrument cluster and with the Malfunction Indicator Lamp (MIL) illuminated with DTCs P195800 and P196000 stored. To address this concern, follow the procedure outlined in this publication to update the 4WD system software on the applicable vehicle. Refer to [SST081](#) for software upgrade instructions using Kia Diagnostic System (KDS) tablet and VCI-II and confirm the Upgrade Event Number/Name, ROM ID Information, and Manual Mode passwords (if applicable) on the applicable vehicle.

### DTC Description:

**P195800 - AWD-Torque Error**

**P196000 - AWD-Bleeding Pressure Error**



### NOTICE

**A Service Action is a repair program without customer notification that is performed during the warranty period. Any dealer requesting to perform this repair outside the warranty period will require DPSM approval.**

Repair status for a VIN is provided on KDealer+ (Service → Warranty Coverage → Warranty Coverage Inquiry → Campaign Information). Not completed Recall / Service Action reports are available on KDealer+ (Consumer Affairs → Not Completed Recall → Recall VIN → Select Report), which includes a list of affected vehicles.

**This issue number is SA605.**

A printed copy is for reference only; publication information can be updated at any time.

Always refer to KGIS for the latest information. After logging in kdealer.com, the newest technical publications are listed in ‘Service Releases’ and has the latest service information that has been released.

Refer to [TSB SST081](#) for instructions to upgrade the '4WD' system:

To correct this condition, the specified system module should be reprogrammed using KDS as described in this bulletin in 'Auto Mode'.


Upgrade Event Name

798.SP2 PE AWD Coupling Control Logic Improvement


### NOTICE

- Confirm a fully charged battery (12.3 volts or higher is necessary) is used or utilize a fully charged jump starter box connected to the battery.
- **Ensure the KDS GDS is sufficiently charged at 60% or higher prior to reflash.**
- All ECU upgrades must be performed with the ignition set to the 'ON' position unless otherwise stated.
- **Damaged VCI II units should not be used and promptly replaced.**
- Be careful not to disconnect the VCI-II connected to the vehicle during the ECU upgrade procedure.
- **DO NOT start the engine during ECU upgrade.**
- DO NOT turn the ignition key 'OFF' or interrupt the power supply during ECU upgrade.
- **When the ECU upgrade is completed, turn the ignition 'OFF' and wait 10 seconds before starting the engine.**
- ONLY use approved ECU upgrade software designated for the correct application.

[Connect the negative \(-\) terminal to the battery as shown below.](#)



### NOTICE


Before attempting an ECU upgrade on any Kia model, make sure to first determine whether the applicable model is equipped with an immobilizer  security system. Failure to follow proper procedures may cause the PCM to become inoperative after the upgrade and any claims associated with this repair may be subject to chargeback.

SUBJECT:

**AWD COUPLING ACTUATOR LOGIC IMPROVEMENT (SA605)****ROM ID Information Table:****❗ IMPORTANT**

It is recommended to **ALWAYS** check the Electronic Parts Catalog (EPC) to locate the ECU Part Number respective to Auto/Manual Mode ROM IDs. **DO NOT** reference the parts label affixed to the ECU.

**Upgrade Event #798**

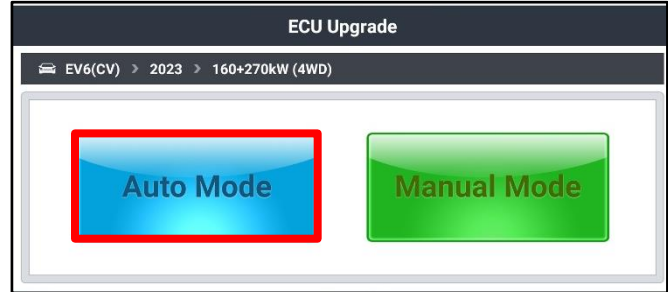
Model	System	IMMO 	ECU P/No.	ROM ID	
				Previous	New
SP2	AWD	Yes	95447 2H100	CSP21 XXXB070XS0	CSP21 XXXB071XS1

To verify the vehicle is affected, be sure to check the Calibration Identification of the vehicle's ECM ROM ID and reference the Information Table as necessary.

**Software Information:**

The required software must be installed by selecting the **'Auto Mode'** ECU Upgrade option.

**Note:** In some case, the 'Manual Mode' installation option may be required **ONLY** if the 'Auto Mode' function fails or is otherwise noted above.



**NOTICE**

**If the automatic upgrade fails, turn the ignition 'OFF' for about 10 seconds then place it back in the 'ON' position to reset the control unit BEFORE performing the manual upgrade.**

'Manual Mode' passwords.

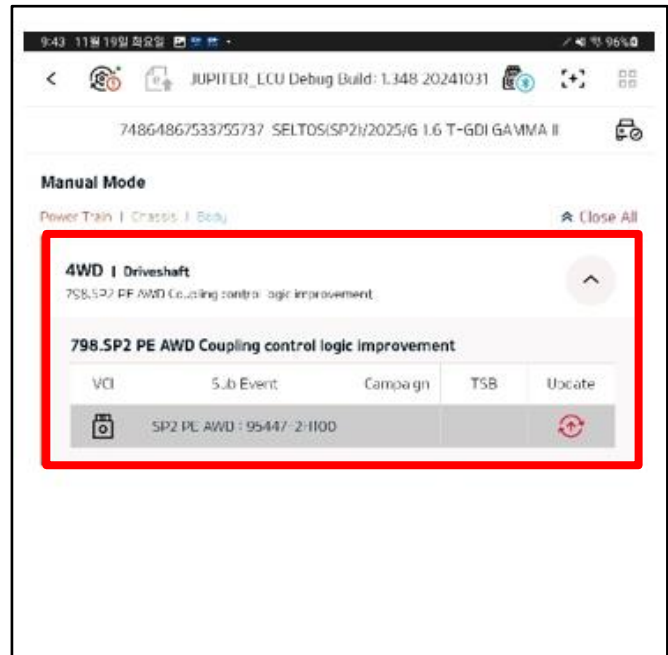
Menu	Password
SP2 PE AWD : 95447-2H100	9544

**UPGRADE EVENT:**

Select the applicable **'4WD'** system module and the Event Group.

- **798.SP2 PE AWD Coupling Control Logic Improvement**

Verify the affected vehicle Calibration Identification of the applicable ECU ROM ID and reference the Information Table on page 3 as necessary.




SUBJECT:

**AWD COUPLING ACTUATOR LOGIC IMPROVEMENT (SA605)****AFFECTED VEHICLE RANGE:**

Model	Production Date Range
Seltos (SP2)	February 14, 2023 to October 08, 2024

**REQUIRED TOOL:**

Tool Name	Part Number	Figure	Comments
Kia Diagnostic System (KDS)	N/A		VCI

**WARRANTY INFORMATION:****N Code: N99 C Code: C99**

Claim Type	Causal P/N	Qty.	Repair Description	Labor Op Code	Op Time	Replacement P/N	Qty.
V	95447 2H100	0	(SA605) AWD Coupling Actuator Logic Improvement	240231R0	0.3 M/H	N/A	0

**Note: For Substitute Transportation policy, please refer to Service Policy and Procedures Manual (SPPM) 6.11 "Kia Substitute Transportation.**

**NOTICE**

VIN inquiry data for this repair is provided for tracking purposes only. Kia retailers should reference SA605 when accessing the KDealer+ system.

