



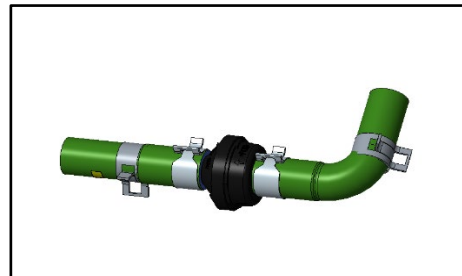
| | |
|--------|--|
| GROUP | MODEL |
| FUE | 2021-2024MY K5 (DL3a) w/1.6L T-GDI |
| NUMBER | DATE |
| 069 | May 2025 |

TECHNICAL SERVICE BULLETIN

PARTS COLLECTION SERVICE ACTION: PCSV REPLACEMENT (SA612)

SUBJECT:

This bulletin provides information to replace Purge Control Solenoid Valve (PCSV) on certain 2021-2024MY K5 (DL3a) vehicles equipped with a Gamma II 1.6L T-GDI engine, produced from March 27, 2020 through October 11, 2023. This is a special limited time parts collection program for research purposes. Dealers are to ship the removed PCSV assembly to KUS via the Mandatory Parts Request (MPR). Follow the procedure outlined in this publication to replace the PCSV on the applicable vehicle. Before conducting the procedure, verify that the vehicle is included in the list of affected VINs.



NOTICE


A Service Action is a repair program without customer notification that is performed during the warranty period. Any dealer requesting to perform this repair outside the warranty period will require DPSM approval.

Repair status for a VIN is provided on KDealer+ (Service → Warranty Coverage → Warranty Coverage Inquiry → Campaign Information). Not completed Recall / Service Action reports are available on KDealer+ (Consumer Affairs → Not Completed Recall → Recall VIN → Select Report), which includes a list of affected vehicles.


This issue number is SA612.

Replacement Procedure:

1. Open the hood and locate the Purge Control Solenoid Valve (PCSV).
2. Replace the PCSV with a new part by referring to "1.6L T-GDI Gamma II → Emission Control System → Evaporative Emission Control System → Purge Control Solenoid Valve (PCSV) → Repair procedures" in the applicable Shop Manual on KGIS.



Note: The new PCSV assembly comes pre-assembled with new hose clamps and vapor hoses. The complete PCSV assembly (as shown) must be returned to KUS via MPR.




3. Reinstall all removed parts in the reverse order of removal.
4. Verify normal vehicle operation.

SUBJECT: PARTS COLLECTION SERVICE ACTION: PCSV REPLACEMENT (SA612)

AFFECTED VEHICLE RANGE:

| Model | Production Date Range |
|-----------|------------------------------------|
| K5 (DL3a) | March 27, 2020 to October 11, 2023 |

REQUIRED PART:

| Part Name | Part Number | Figure | Qty. | Comments |
|--|----------------|--|------|--|
| Purge Control Solenoid Valve (PCSV) Assembly | 28918 2M431QQK |  | 1 | The removed PCSV part is to be shipped to KUS. |

WARRANTY INFORMATION:

N Code: N99 C Code: C99

| Claim Type | Causal P/N | Qty. | Repair Description | Labor Op Code | Op Time | Replacement P/N | Qty. |
|------------|--------------|------|-----------------------------|---------------|------------|-------------------|------|
| V | 59133 2H000* | 0 | (SA612) PCSV Replacement | 250A23R0 | 0.2 M/H | 28918 2M431QQK | 1 |

***All SA612 claims using the 28918 2M431QQK part number will generate a Mandatory Parts Request (MPR) coming to KUS until 12/31/26. Failure to return parts will result in a chargeback. For Substitute Transportation needs, please review the most recent Warranty Bulletin 2021-18 "Substitute Transportation Policy", and the Service Policy and Procedure Manual 6.11 "Kia Substitute Transportation".**

NOTICE

VIN inquiry data for this repair is provided for tracking purposes only. Kia retailers should reference SA612 when accessing the KDealer+ system.

