



Bulletin No.: PIC6352B

Published date: 04/22/2025

Preliminary Information

PIC6352B Diagnostic Tip - Service Night Vision - Unable to Perform Night Vision Camera Control Module Learn with a Possible Procedure 31 Request out of Range Message

Models

Brand:	Model:	Model Years:	VIN:		Engine:	Transmissions:
			from	to		
Cadillac	CT6	2016 - 2020	All	All	All	All
Cadillac	XT5	2020 - 2021	All	All	All	All
Cadillac	XT6	2020 - 2021	All	All	All	All

Involved Region or Country	North America
Additional Options (RPO)	UV3
Condition	Unable to perform Night Vision Camera Control Module Learn with a possible Procedure 31 Request Out Of Range message.
Cause	Possible loose connection or corrosion in the LVDS cable from B276 Night Vision Camera to K172 Night Vision Camera Control Module

Correction:

Cycle connections on the LVDS cable at X1 of the B276 Night Vision Camera,

**(CT6) 2016-2018: X103, X154, and X221
2019: X103 and X221**

(XT5) X105, X210, and X406


(XT6) X105 and X202

Check for any signs of corrosion in the connectors, Make sure CPA's are locked in place. Re-attempt the Night Vision Camera Control Module Learn.


Note: Do Not replace the B276 Night Vision Camera until the LVDS cable connections are cycled and inspected.

Examples of corrosion found in LVDS connectors (usually found with damaged camera which allows water intrusion)


Night Vision Camera Connector:



X103 Fascia Side:



X103 Body Side:




Additional SI Keywords

B101E, B391E SYM3A, U023C

Version History

Version	3
Modified	02/25/2019 - Created on 05/08/2019 - Corrected connector information for 2019 CT6. 04/02/2025 - Updated model years.

 GM Global Brands

© 2025 General Motors. All Rights Reserved.