



SIB 33 03 22 RE-LUBRICATE THE DRIVESHAFT TAPER SPLINE

2025-04-25

This Service Information Bulletin replaces SIB 33 03 22 **dated Sept 07, 2022.**

What's New (Specific text highlighted):

- Spray wax part number changed
- Removed ETA for Spray Wax

MODEL

Model	Model Description	Production Date
K34	R 18, R 18 Classic	Up to July 11, 2021
K35	R 18 B, R 18 Transcontinental	Up to July 11, 2021

The affected vehicles have been marked with campaign number **0033140000** in AIR.

In order to determine if a specific vehicle is affected by this campaign it will be necessary to verify the vehicle VIN in AIR (Aftersales Information Research). Based on the response of the system, either proceed with the repair or take no further action. Please note, open campaigns or vehicle stops may not appear in DCS Warranty Vehicle Inquiry or sales systems until 24-72 hours after they are announced, therefore AIR is always the recommended method for determining open campaigns and vehicle stops.

SITUATION

The taper spline between the driveshaft and the rear drive assembly were assembled dry on certain vehicles. This could result in rust to form.

PROCEDURE

Relubricate the taper spline during the next workshop visit with Syntheso W spray wax lubricant (83 10 5 A8F E66).

The rear taper spline in affected vehicles must be relubricated according to the steps described below.

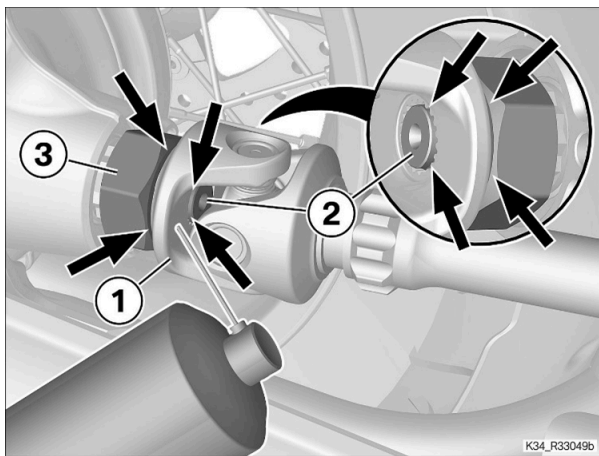
NOTICE

Use Syntheso W spray wax lubricant (83 10 5 A8F E66). It is not necessary to disassemble the Cardan shaft because the spray wax is able to creep.

One spray can is usually sufficient for approx. 45 vehicles.

- Cover the rear wheel in the working area with cardboard or similar.
- Clean lubricating points (arrows).
- Spray lubricating material **into gap** between universal joint (1) and drive shaft (2) and/or nut (3) (arrows).
 - - Spray at four points each, offset by 90°.
 - - Spray for approx. 1 second each time.
- Allow lubricating material to **evaporate**.
- - Evaporation time approx. 15 minutes.
- If necessary, remove excess spray wax with a soft cloth or similar.

PARTS INFORMATION



Part Number

83 10 5 A8F E66	Syntheso W spray wax lubricant
-----------------	--------------------------------

Obtain and confirm the part numbers for your specific vehicle by entering the chassis number in ETK which takes into account specific equipment and/or options.

Additional parts like gaskets, hardware and chemicals may be required for the complete repair.

CLAIM INFORMATION

Please submit claims via the normal claim process using the information below:

Defect code

00 33 14 00 00	Relubricating the taper spline
----------------	--------------------------------

Labor Operation

00 60 405	Re-Lubricating spline shaft tootingh	3 FRUs
+00 60 905	Re-Lubricating spline shaft tootingh	2 FRUs

FRUs includes all repair procedures to complete the task with allowance for necessary ancillary tasks (e.g., visual inspection, lubrication, cleaning parts etc.) and administrative tasks.

Labor operation code 00 60 405 is a Main labor operation. If you are using a Main labor code for another repair, use the Plus code labor operation instead.

QUESTIONS REGARDING THIS BULLETIN

Technical inquiries	Contact the BMW Technical Support Group via TSARA
Warranty inquiries	Submit an IDS ticket to the Warranty Department
Parts inquiries	Submit an IDS ticket to the Motorrad Parts Department

Supporting Materials

[picture_as_pdf 33 03 22 Service Action Re-lubricate Driveshaft Spline.pdf](#)

[picture_as_pdf 33 03 22 Service Action Re-lubricate.pdf](#)

Service Information Bulletin

Drive Shaft

Sept 07, 2022

33 03 22

SERVICE ACTION – RE-LUBRICATE THE DRIVESHAFT TAPER SPLINE



**BMW
MOTORRAD**

MODEL

Model	Model Description	Production Date
K34	R 18, R 18 Classic	Up to July 11, 2021
K35	R 18 B, R 18 Transcontinental	Up to July 11, 2021

The affected vehicles have been marked with campaign number **0033140000** in AIR.

In order to determine if a specific vehicle is affected by this campaign it will be necessary to verify the vehicle VIN in AIR (Aftersales Information Research). Based on the response of the system, either proceed with the repair or take no further action. Please note, open campaigns or vehicle stops may not appear in DCS Warranty Vehicle Inquiry or sales systems until 24-72 hours after they are announced, therefore AIR is always the recommended method for determining open campaigns and vehicle stops.

SITUATION

The taper spline between the driveshaft and the rear drive assembly were assembled dry on certain vehicles. This could result in rust to form.

PROCEDURE

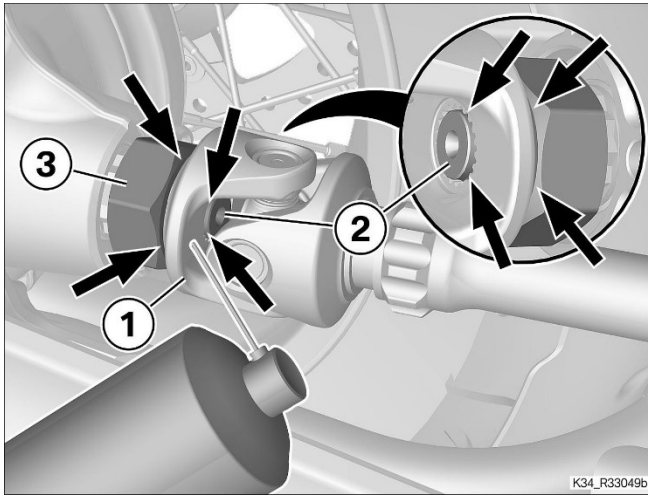
Relubricate the taper spline during the next workshop visit with Klüber Syntheso W spray wax lubricant (83 10 5 A7B 8E2).

The rear taper spline in affected vehicles must be relubricated according to the steps described below.

NOTICE

Use Klüber Syntheso W spray wax lubricant (83 10 5 A7B 8E2). It is not necessary to disassemble the Cardan shaft because the spray wax is able to creep.

One spray can is usually sufficient for approx. 45 vehicles.



- Cover the rear wheel in the working area with cardboard or similar.
- Clean lubricating points (arrows).
- Spray lubricating material **into gap** between universal joint (1) and drive shaft (2) and/or nut (3) (arrows).
 - Spray at four points each, offset by 90°.
 - Spray for approx. 1 second each time.
- Allow lubricating material to **evaporate**.
 - evaporation time approx. 15 minutes.
- If necessary, remove excess spray wax with a soft cloth or similar.

PARTS INFORMATION

Part Number

83 10 5 A7B 8E2	Klüber Syntheso W spray wax lubricant
-----------------	---------------------------------------

NOTE: The Klüber Syntheso W spray wax lubricant is currently not available. Once the lubrication becomes available, we will auto ship one per dealer.

Obtain and confirm the part numbers for your specific vehicle by entering the chassis number in ETK which takes into account specific equipment and/or options.

Additional parts like gaskets, hardware and chemicals may be required for the complete repair.

CLAIM INFORMATION

Please submit claims via the normal claim process using the information below:

Defect code

00 33 14 00 00	Relubricating the taper spline
----------------	--------------------------------

Labor Operation

00 60 405	Re-Lubricating spline shaft tothing	3 FRUs
+00 60 905	Re-Lubricating spline shaft tothing	2 FRUs

FRUs includes all repair procedures to complete the task with allowance for necessary ancillary tasks (e.g., visual inspection, lubrication, cleaning parts etc.) and administrative tasks.

Labor operation code 00 60 405 is a Main labor operation. If you are using a Main labor code for another repair, use the Plus code labor operation instead.

QUESTIONS REGARDING THIS BULLETIN

Technical inquiries	Contact the BMW Technical Support Group via TSARA
Warranty inquiries	Submit an IDS ticket to the Warranty Department
Parts inquiries	Submit an IDS ticket to the Motorrad Parts Department

Service Information Bulletin

Drive Shaft

April 25, 2025

33 03 22

SERVICE ACTION – RE-LUBRICATE THE DRIVESHAFT TAPER SPLINE



**BMW
MOTORRAD**

This Service Information Bulletin replaces SIB 33 03 22 dated Sept 07, 2022.

What's New (Specific text highlighted):

- Spray wax part number changed
- Removed ETA for Spray Wax

MODEL

Model	Model Description	Production Date
K34	R 18, R 18 Classic	Up to July 11, 2021
K35	R 18 B, R 18 Transcontinental	Up to July 11, 2021

The affected vehicles have been marked with campaign number 0033140000 in AIR.

In order to determine if a specific vehicle is affected by this campaign it will be necessary to verify the vehicle VIN in AIR (Aftersales Information Research). Based on the response of the system, either proceed with the repair or take no further action. Please note, open campaigns or vehicle stops may not appear in DCS Warranty Vehicle Inquiry or sales systems until 24-72 hours after they are announced, therefore AIR is always the recommended method for determining open campaigns and vehicle stops.

SITUATION

The taper spline between the driveshaft and the rear drive assembly were assembled dry on certain vehicles. This could result in rust to form.

PROCEDURE

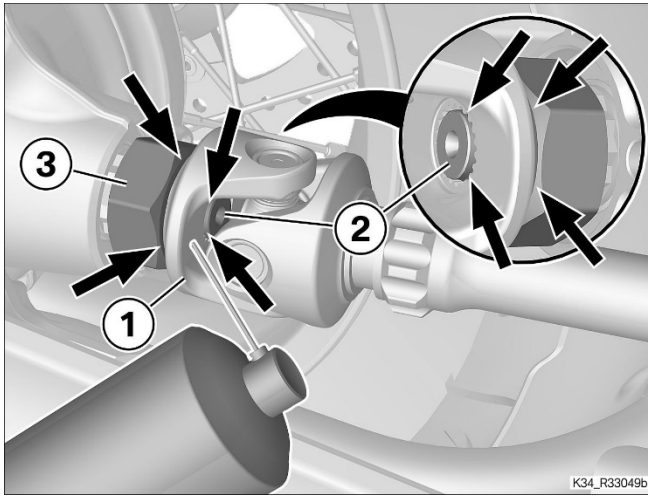
Relubricate the taper spline during the next workshop visit with Syntheso W spray wax lubricant (83 10 5 A8F E66).

The rear taper spline in affected vehicles must be relubricated according to the steps described below.

NOTICE

Use Syntheso W spray wax lubricant (83 10 5 A8F E66). It is not necessary to disassemble the Cardan shaft because the spray wax is able to creep.

One spray can is usually sufficient for approx. 45 vehicles.



- Cover the rear wheel in the working area with cardboard or similar.
- Clean lubricating points (arrows).
- Spray lubricating material **into gap** between universal joint (1) and drive shaft (2) and/or nut (3) (arrows).
 - Spray at four points each, offset by 90°.
 - Spray for approx. 1 second each time.
- Allow lubricating material to **evaporate**.
 - evaporation time approx. 15 minutes.
- If necessary, remove excess spray wax with a soft cloth or similar.

PARTS INFORMATION

Part Number

83 10 5 A8F E66	Syntheso W spray wax lubricant
-----------------	--------------------------------

Obtain and confirm the part numbers for your specific vehicle by entering the chassis number in ETK which takes into account specific equipment and/or options.

Additional parts like gaskets, hardware and chemicals may be required for the complete repair.

CLAIM INFORMATION

Please submit claims via the normal claim process using the information below:

Defect code

00 33 14 00 00	Relubricating the taper spline
----------------	--------------------------------

Labor Operation

00 60 405	Re-Lubricating spline shaft toothing	3 FRUs
+00 60 905	Re-Lubricating spline shaft toothing	2 FRUs

FRUs includes all repair procedures to complete the task with allowance for necessary ancillary tasks (e.g., visual inspection, lubrication, cleaning parts etc.) and administrative tasks.

Labor operation code 00 60 405 is a Main labor operation. If you are using a Main labor code for another repair, use the Plus code labor operation instead.

QUESTIONS REGARDING THIS BULLETIN

Technical inquiries	Contact the BMW Technical Support Group via TSARA
Warranty inquiries	Submit an IDS ticket to the Warranty Department
Parts inquiries	Submit an IDS ticket to the Motorrad Parts Department