



Bulletin No.: PIT6151B



Published date: 04/16/2025

Preliminary Information

PIT6151B Google Maps Application Update

Models

Brand:	Model:	Model Years:	VIN: from to	Engine:	Transmissions:
BrightDrop	EV600	2022	All	All	All
BrightDrop	Zevo 400	2024 - 2024	All	All	All
BrightDrop	Zevo 600	2023 - 2024	All	All	All
Buick	Enclave	2025	All	All	All
Buick	Envision	2024 - 2025	All	All	All
Cadillac	LYRIQ	2023 - 2025	All	All	All
Cadillac	OPTIQ	2025	All	All	All
Cadillac	XT4	2024 - 2025	All	All	All
Chevrolet	Blazer EV	2024 - 2025	All	All	All
Chevrolet	BrightDrop 400	2025	All	All	All
Chevrolet	BrightDrop 600	2025	All	All	All
Chevrolet	Colorado	2023 - 2025	All	All	All
Chevrolet	Corvette	2024	All	All	All
Chevrolet	Equinox EV	2024 - 2025	All	All	All
Chevrolet	Silverado	2022	All	All	All
Chevrolet	Silverado	2023 - 2025	All	All	All
Chevrolet	Silverado HD	2024 - 2025	All	All	All
Chevrolet	Silverado EV	2024 - 2025	All	All	All
Chevrolet	Suburban	2022 - 2025	All	All	All
Chevrolet	Tahoe	2022 - 2025	All	All	All
Chevrolet	Traverse	2024 - 2025	All	All	All
GMC	Acadia	2024 - 2025	All	All	All
GMC	Canyon	2023 - 2025	All	All	All
GMC	Hummer EV	2022 - 2025	All	All	All
GMC	Hummer EV SUV	2024 - 2025	All	All	All
GMC	Sierra	2022	All	All	All
GMC	Sierra	2023 - 2025	All	All	All
GMC	Sierra HD	2024 - 2025	All	All	All
GMC	Yukon	2022 - 2025	All	All	All
GMC	Yukon XL	2022 - 2025	All	All	All

Involved Region or Country	United Stated, Canada, Mexico, South America, Middle East, and Europe.
Additional Options (RPO)	IOK, IVD and IVE
Condition	<p>Some customers may comment that Google Maps is having a persistent "Offline" icon in maps and "Can't connect to Google" message present.</p>  
Cause	The cause of this concern is a recent Google Maps update.


Correction:

Please follow the steps below to update the Google Maps application.


1. Open the Maps APP from the home screen



2: Open settings by tapping the settings "gear" in the top left




3. Tap About & Help




4. Tap on the version number to get the Maps App updated screen

4.1 The version number will follow a naming convention like the following :

YY.MM.DDHHMM



5. Select "Update" button to update the maps application



Warranty Information

For vehicles repaired under the Bumper-to-Bumper coverage (Canada Base Warranty coverage), use the following labor operation. Reference the Applicable Warranties section of Investigate Vehicle History (IVH) for coverage information.

Labor Operation	Description	Labor Time
* 3486088	Manually Update Google Map Data To Address Offline Map Concern	0.2 Hr.
*This is a unique Labor Operation for Bulletin use only.		

Version History

Version	3
Modified	04/17/2024- Created on. 08/19/2024 - Updated to change update procedure. 04/16/2025 - Updated to 25MY, Added OPTIQ and Enclave.

 GM Global Brands

© 2025 General Motors. All Rights Reserved.